

LEA Name : Antietam SD
Address : 100 Antietam Rd Stony Ck Mills
Reading , PA 19606

County : Berks
AUN Number : 114060503
LEA Type : SD


Annual Financial Report Accuracy Certification Statement

For Fiscal Year Ending
6/30/2022

Pennsylvania Department of Education
&
Office of Comptroller Operations

PDE-2056: Intermediate Unit
PDE-2057: School District, AVTS/CTC, Charter School,
and Special Program Jointure


CERTIFICATION: By signing this page I agree that the electronic data submitted is a complete and accurate statement of the financial operations and status of the local education agency for the fiscal year. It has been prepared in accordance with generally accepted accounting principles and established Commonwealth of PA reporting guidelines.



Chief School Administrator Signature

12/1/22

Date



Board Secretary Signature

12/1/2022

Date

Tracy L Detwiler

Contact Person

tdetwiler@antietamsd.org

Contact Person E-mail Address

(610)779-2606 Ext :

Contact Person Telephone Number

(610)779-4424

Contact Person Fax Number

Audit Certification
Annual Financial Report:
For Fiscal Year Ending **6/30/2022**
(Pursuant to PA School Code Section 218(b))

LEA Name : Antietam SD
AUN Number : 114060503
County : Berks

Audit Certification Due: 12/31/2022

This certification is applicable to the Annual Financial Report data submitted through the Consolidated Financial Reporting System (CFRS).

CERTIFICATION: By signing this page I agree that the financial statements of the school have been properly audited as noted above pursuant to Article XXIV, and in the auditor's professional opinion, the Annual Financial Report (PDE-2057) submitted through CFRS is materially consistent with the audited financial statements.

Chief School Administrator




Signature

12/1/22

Date

Board Secretary



Signature

12/1/2022

Date

Tracy L Detwiler

Contact Person

tdetwiler@antietamsd.org

Contact Person E-mail Address

(610)779-2606

Ext :

Contact Person Telephone Number

(610)779-4424

Contact Person Fax Number



ANTIETAM SCHOOL DISTRICT

Book	Policy Manual
Section	600 Finances
Title	GASB Statement 34
Code	622
Status	Active
Adopted	November 26, 2001
Last Revised	February 24, 2014

Purpose

The Board recognizes the need to implement the required accounting and financial reporting standards stipulated by the Pennsylvania Department of Education.

The primary objectives of implementing the GASB Statement 34 are to assure compliance with state requirements, and to properly account for both the financial and economic resources of the district.

Authority

Participation of the school district in any such activity shall be in accordance with Board policy.[\[1\]](#)[\[2\]](#)

Definition

A **capitalized asset** shall be any asset acquired by donation or purchase that has a useful life of longer than one (1) year or extends the life of another capitalized asset or increases its value and meets a specific dollar threshold.

Delegation of Responsibility

The responsibility to coordinate the compilation and preparation of all information necessary to implement this policy is delegated to the Business Manager.

The designated individual shall be responsible for implementing the necessary procedures to establish and maintain a fixed asset inventory, including depreciation schedules. Depreciation shall be computed on a straight-line basis over the useful lives of the assets, using an averaging convention. Normal maintenance and repairs shall be charged to expense as incurred; major renewals and betterments that materially extend the life or increase the value of the asset shall be capitalized. A schedule of accumulated depreciation shall be consistent from year to year. The basis for depreciation, including groups of assets and useful lives, shall be in writing and submitted for review to the independent auditors.

The Business Manager shall prepare the required Management Discussion and Analysis (MD&A). The MD&A shall be in the form required by GASB Statement 34 and shall be submitted to the Board for approval, prior to publication.

Prior to submission of the MD&A for Board approval, the independent auditors shall review the MD&A, in accordance with SAS No. 52, "Required Supplementary Information."

Guidelines

In order to associate debt with acquired assets, and to avoid net asset deficits, any asset that has been acquired with debt proceeds shall be capitalized, regardless of the cost of the asset. The asset life of these assets shall be considered relative to the time of the respective debt amortizations.

For all other assets not acquired by debt proceeds, the dollar value of any single item for inclusion in the fixed assets accounts shall be not less than \$1,500.

The capitalization threshold shall be set at a level that will capture at least eighty percent (80%) of all fixed assets. Management should periodically review these levels with assistance from the local independent auditor and make any modifications necessary.

All capitalized assets shall be recorded at historical cost at acquisition date or estimated cost if acquired prior to the date of the initial inventory. Any donated capital asset shall be recorded at the date of donation using the fair market value of the item at that date.

The assets listed below do not normally individually meet capitalization threshold criteria:

1. Library books.
2. Classroom texts.
3. Computer equipment.
4. Classroom furniture.

These asset category costs shall be capitalized and depreciated as groups when that group's acquisition cost exceeds the capitalization threshold in any given fiscal year.

For group asset depreciation purposes, the estimated useful life of the group may be based on the weighted average or simple average of the useful life of individual items, or on an assessment of the life of the group as a whole. Periodically, the district shall review the estimated life of groups of assets and adjust the remaining depreciation life of the group.

Assets that fall below the capitalization threshold for GASB 34 reporting purposes may still be significant for insurance, warranty service, and obsolescence/replacement policy tracking purposes. The district may record and maintain these non-GASB 34 asset inventories in subsidiary ledgers.

Legal

1. 24 P.S. 218

2. 24 P.S. 613

Governmental Accounting Standards Board, Statement No. 34

<u>Val Number</u>	<u>Description</u>	<u>Justification</u>
30160	Federal IDEA revenue has been reported in revenue code 8512 or 8513 rather than in code 6832 as pass thru funds. Please make corrections or provide an explanation. Receipt of IDEA funded COVID 19 SECIM grants correctly recorded to 8512 can be noted in the justification. REV8512: \$4,919.07 REV8513: \$0.00	COVID 19 SECIM grants received
42330	Expenditure Detail: AFR amount must equal or exceed PDE FAI System amount. 1000-562, AFR Exp Detail: \$857,761.94 1000-562, PDE FAI System: \$869,723.21	PDE FAI System includes 20-21 1000-562 deducts (expenses.)
42420	Expenditure Detail: Total current year 2700-513 expenditure varies from prior year by 10%. Correct the data or enter a justification. 2700-513, AFR Exp Detail: \$143,608.09 2700-513, PY AFR Amount: \$72,136.58	Inability to hire and retain enough drivers through the district, so additional contracted transportation services, which meant an increase in costs.
50440	SESS - 2260 Instruction and Curriculum Development Services: SESS Schedule amounts for Special Education vary from prior year by 40% or more. Correct the data or enter a justification. SESS Schedule 2260: \$364,518.43 Prior Year SESS Schedule 2260: \$252,691.11	We have added an additional Special Education Supervisor position in 21-22 and all salary and benefits expenses are coded to 2260.
50480	SESS - 2700 Student Transportation Services: SESS Schedule amounts for Special Education vary from prior year by 40% or more. Correct the data or enter a justification. SESS Schedule 2700: \$199,592.63 Prior Year SESS Schedule 2700: \$134,483.20	Increased number of students attending outside placements. Inability to hire and retain enough drivers, so additional contracted transportation services.

LEA : 114060503 Antietam SD

Printed 12/20/2022 1:09:44 PM

Amounts Expressed in Whole Dollars		<u>General Fund</u> <u>(10)</u>	<u>Student Sponsored</u> <u>Activity Fund</u> <u>(21)</u>	<u>Public Purpose Trust</u> <u>(27)</u>	<u>Other Compt Approved</u> <u>(28)</u>	<u>Athletic / Activity</u> <u>(29)</u>
Assets And Deferred Outflows Of Resources						
Assets						
0100	Cash and Cash Equivalents	6,426,937	72,015	6,944		
0110	Investments					
0120	Taxes Receivable	573,877				
0130	Due From Other Funds					
0141	Due From Other Governments	290,989				
0142	State Revenue Receivable	640,298				
0143	Federal Revenue Receivable	1,442,557				
0145	Other Intergovernmental Revenue Receivable					
0146	Due from Primary Government					
0147	Due from Component Unit					
0150	Other Receivables	21,198				
0170	Inventories					
0180	Prepaid Expenses (Expenditures)					
0190	Other Current Assets					
Total Assets		\$9,395,856	\$72,015	\$6,944		
0910	Deferred Outflows of Resources					
Total Assets And Deferred Outflows Of Resources		\$9,395,856	\$72,015	\$6,944		

LEA : 114060503 Antietam SD

Printed 12/20/2022 1:09:44 PM

Amounts Expressed in Whole Dollars		<u>Capital Reserve (690.</u> <u>1850)</u> <u>(31)</u>	<u>Capital Reserve (1431)</u> <u>(32)</u>	<u>Other Capital Projects</u> <u>Fund</u> <u>(39)</u>	<u>Debt Service</u> <u>(40)</u>	<u>Permanent</u> <u>(90)</u>
Assets And Deferred Outflows Of Resources						
Assets						
0100	Cash and Cash Equivalents		533,718	2,085,316		
0110	Investments					
0120	Taxes Receivable					
0130	Due From Other Funds					
0141	Due From Other Governments					
0142	State Revenue Receivable					
0143	Federal Revenue Receivable					
0145	Other Intergovernmental Revenue Receivable					
0146	Due from Primary Government					
0147	Due from Component Unit					
0150	Other Receivables					
0170	Inventories					
0180	Prepaid Expenses (Expenditures)					
0190	Other Current Assets					
Total Assets			\$533,718	\$2,085,316		
0910	Deferred Outflows of Resources					
Total Assets And Deferred Outflows Of Resources			\$533,718	\$2,085,316		

LEA : 114060503 Antietam SD

Printed 12/20/2022 1:09:44 PM

Amounts Expressed in Whole Dollars		<u>Total Governmental Funds</u>
Assets And Deferred Outflows Of Resources		
Assets		
0100 Cash and Cash Equivalents	9,124,930	
0110 Investments		
0120 Taxes Receivable	573,877	
0130 Due From Other Funds		
0141 Due From Other Governments	290,989	
0142 State Revenue Receivable	640,298	
0143 Federal Revenue Receivable	1,442,557	
0145 Other Intergovernmental Revenue Receivable		
0146 Due from Primary Government		
0147 Due from Component Unit		
0150 Other Receivables	21,198	
0170 Inventories		
0180 Prepaid Expenses (Expenditures)		
0190 Other Current Assets		
Total Assets	\$12,093,849	
0910 Deferred Outflows of Resources		
Total Assets And Deferred Outflows Of Resources	\$12,093,849	

LEA : 114060503 Antietam SD

Printed 12/20/2022 1:09:44 PM

Amounts Expressed in Whole Dollars	<u>General Fund</u> <u>(10)</u>	<u>Student Sponsored</u> <u>Activity Fund</u> <u>(21)</u>	<u>Public Purpose Trust</u> <u>(27)</u>	<u>Other Compt Approved</u> <u>(28)</u>	<u>Athletic / Activity</u> <u>(29)</u>
Liabilities And Deferred Inflows Of Resources And Fund Balances					
Liabilities					
0400 Due to Other Funds	14,008				
0411 Due to Other Governments	152,075				
0412 Due to Primary Government					
0413 Due to Component Unit					
0420 Accounts Payable	272,575				
0430 Contracts Payable					
0440 Current Portion of Long-Term Debt					
0450 Short-Term Payables					
0461 Accrued Salaries and Benefits	498,779				
0462 Payroll Deductions and Withholding	1,036,473				
0480 Unearned Revenues	150,567				
0490 Other Current Liabilities	36,031	202			
Total Liabilities	\$2,160,508	\$202			
0950 Deferred Inflows of Resources	457,607				
Fund Balances					
0810 Nonspendable Fund Balance					
0820 Restricted Fund Balance		71,813	6,944		
0830 Committed Fund Balance	3,310,894				
0840 Assigned Fund Balance	1,478,992				
0850 Unassigned Fund Balance	1,987,855				
Total Fund Balances	\$6,777,741	\$71,813	\$6,944		
Total Liabilities, Deferred Inflows Of Resources And Fund Balances	\$9,395,856	\$72,015	\$6,944		

LEA : 114060503 Antietam SD

Printed 12/20/2022 1:09:44 PM

Amounts Expressed in Whole Dollars		<u>Capital Reserve (690.</u> <u>1850)</u> <u>(31)</u>	<u>Capital Reserve (1431)</u> <u>(32)</u>	<u>Other Capital Projects</u> <u>Fund</u> <u>(39)</u>	<u>Debt Service</u> <u>(40)</u>	<u>Permanent</u> <u>(90)</u>
Liabilities And Deferred Inflows Of Resources And Fund Balances						
Liabilities						
0400	Due to Other Funds					
0411	Due to Other Governments					
0412	Due to Primary Government					
0413	Due to Component Unit					
0420	Accounts Payable					
0430	Contracts Payable					
0440	Current Portion of Long-Term Debt					
0450	Short-Term Payables					
0461	Accrued Salaries and Benefits					
0462	Payroll Deductions and Withholding					
0480	Unearned Revenues					
0490	Other Current Liabilities					
Total Liabilities						
0950	Deferred Inflows of Resources					
Fund Balances						
0810	Nonspendable Fund Balance					
0820	Restricted Fund Balance		533,718	2,085,316		
0830	Committed Fund Balance					
0840	Assigned Fund Balance					
0850	Unassigned Fund Balance					
Total Fund Balances			\$533,718	\$2,085,316		
Total Liabilities, Deferred Inflows Of Resources And Fund Balances			\$533,718	\$2,085,316		

LEA : 114060503 Antietam SD

Printed 12/20/2022 1:09:44 PM

Amounts Expressed in Whole Dollars		<u>Total Governmental Funds</u>
Liabilities And Deferred Inflows Of Resources And Fund Balances		
Liabilities		
0400 Due to Other Funds		14,008
0411 Due to Other Governments		152,075
0412 Due to Primary Government		
0413 Due to Component Unit		
0420 Accounts Payable		272,575
0430 Contracts Payable		
0440 Current Portion of Long-Term Debt		
0450 Short-Term Payables		
0461 Accrued Salaries and Benefits		498,779
0462 Payroll Deductions and Withholding		1,036,473
0480 Unearned Revenues		150,567
0490 Other Current Liabilities		36,233
Total Liabilities		\$2,160,710
0950 Deferred Inflows of Resources		457,607
Fund Balances		
0810 Nonspendable Fund Balance		
0820 Restricted Fund Balance		2,697,791
0830 Committed Fund Balance		3,310,894
0840 Assigned Fund Balance		1,478,992
0850 Unassigned Fund Balance		1,987,855
Total Fund Balances		\$9,475,532
Total Liabilities, Deferred Inflows Of Resources And Fund Balances		\$12,093,849

Amounts Expressed in Whole Dollars	<u>General Fund</u> <u>(10)</u>	<u>Student Sponsored</u> <u>Activity Fund</u> <u>(21)</u>	<u>Public Purpose Trust</u> <u>(27)</u>	<u>Other Compt Approved</u> <u>(28)</u>	<u>Athletic / Activity</u> <u>(29)</u>
Revenues					
6000 Revenue from Local Sources	12,332,253	110,346			
7000 Revenue from State Sources	7,942,014				
8000 Revenue from Federal Sources	1,334,316				
Total Revenues	\$21,608,583	\$110,346			
Expenditures					
1000 Instruction	12,417,538				
2000 Support Services	6,283,676				
3000 Operation of Non-Instructional Services	435,727	99,232	1,900		
4000 Facilities Acquisition, Construction and Improvement Services	32,500				
5110 Debt Service	1,707,266				
5130 Refund of Prior Year Revenues / Receipts	409				
5140 Leases	14,556				
Total Expenditures	\$20,891,672	\$99,232	\$1,900		
Excess (Deficiency) Of Revenues Over Expenditures	\$716,911	\$11,114	(\$1,900)		
Other Financing Sources (Uses)					
9110 Face Value of Bonds Issued					
9120 Proceeds from Refunding of Bonds					
9130 Bond Premiums					
9200 Proceeds from Extended-Term Financing and Leases					
9300 Interfund Transfers - IN					
9400 Sale of or Compensation for Loss of Fixed Assets	2,500				
9710 Transfers from Component Units					
9720 Transfers from Primary Governments					
9910 Other Financing Sources Not Listed in the 9000 Series					
9990 Insurance Recoveries					
5120 Debt Service – Refunded Bonds					
5150 Bond Discounts					
5200 Interfund Transfers – Out					
5300 Transfers Out to Component Units/Primary Governments					
Total Other Financing Sources (Uses)	\$2,500				

Amounts Expressed in Whole Dollars		<u>Capital Reserve (690.</u> <u>1850)</u> <u>(31)</u>	<u>Capital Reserve (1431)</u> <u>(32)</u>	<u>Other Capital Projects</u> <u>Fund</u> <u>(39)</u>	<u>Debt Service</u> <u>(40)</u>	<u>Permanent</u> <u>(90)</u>
Revenues						
6000	Revenue from Local Sources		783	3,495		
7000	Revenue from State Sources					
8000	Revenue from Federal Sources					
Total Revenues			\$783	\$3,495		
Expenditures						
1000	Instruction					
2000	Support Services					
3000	Operation of Non-Instructional Services					
4000	Facilities Acquisition, Construction and Improvement Services		209	136,955		
5110	Debt Service					
5130	Refund of Prior Year Revenues / Receipts					
5140	Leases					
Total Expenditures			\$209	\$136,955		
Excess (Deficiency) Of Revenues Over Expenditures			\$574	(\$133,460)		
Other Financing Sources (Uses)						
9110	Face Value of Bonds Issued					
9120	Proceeds from Refunding of Bonds					
9130	Bond Premiums					
9200	Proceeds from Extended-Term Financing and Leases					
9300	Interfund Transfers - IN					
9400	Sale of or Compensation for Loss of Fixed Assets					
9710	Transfers from Component Units					
9720	Transfers from Primary Governments					
9910	Other Financing Sources Not Listed in the 9000 Series					
9990	Insurance Recoveries					
5120	Debt Service – Refunded Bonds					
5150	Bond Discounts					
5200	Interfund Transfers – Out					
5300	Transfers Out to Component Units/Primary Governments					
Total Other Financing Sources (Uses)						

Amounts Expressed in Whole Dollars		<u>Total Governmental Funds</u>
Revenues		
6000	Revenue from Local Sources	12,446,877
7000	Revenue from State Sources	7,942,014
8000	Revenue from Federal Sources	1,334,316
Total Revenues		\$21,723,207
Expenditures		
1000	Instruction	12,417,538
2000	Support Services	6,283,676
3000	Operation of Non-Instructional Services	536,859
4000	Facilities Acquisition, Construction and Improvement Services	169,664
5110	Debt Service	1,707,266
5130	Refund of Prior Year Revenues / Receipts	409
5140	Leases	14,556
Total Expenditures		\$21,129,968
Excess (Deficiency) Of Revenues Over Expenditures		\$593,239
Other Financing Sources (Uses)		
9110	Face Value of Bonds Issued	
9120	Proceeds from Refunding of Bonds	
9130	Bond Premiums	
9200	Proceeds from Extended-Term Financing and Leases	
9300	Interfund Transfers - IN	
9400	Sale of or Compensation for Loss of Fixed Assets	2,500
9710	Transfers from Component Units	
9720	Transfers from Primary Governments	
9910	Other Financing Sources Not Listed in the 9000 Series	
9990	Insurance Recoveries	
5120	Debt Service – Refunded Bonds	
5150	Bond Discounts	
5200	Interfund Transfers – Out	
5300	Transfers Out to Component Units/Primary Governments	
Total Other Financing Sources (Uses)		\$2,500

Amounts Expressed in Whole Dollars		<u>General Fund</u> <u>(10)</u>	<u>Student Sponsored</u> <u>Activity Fund</u> <u>(21)</u>	<u>Public Purpose Trust</u> <u>(27)</u>	<u>Other Compt Approved</u> <u>(28)</u>	<u>Athletic / Activity</u> <u>(29)</u>
Special And Extraordinary Items						
9920 Special Items – Gains						
9930 Extraordinary Items – Gains						
5520 Special Items – Losses						
5530 Extraordinary Items – Losses						
Net Change In Fund Balances		\$719,411	\$11,114	(\$1,900)		
Fund Balance						
0001 Fund Balance - Beginning of Fiscal Year		6,058,330	60,699	8,844		
Fund Balance - End Of Year		\$6,777,741	\$71,813	\$6,944		

Amounts Expressed in Whole Dollars		<u>Capital Reserve (690.</u> <u>1850)</u> <u>(31)</u>	<u>Capital Reserve (1431)</u> <u>(32)</u>	<u>Other Capital Projects</u> <u>Fund</u> <u>(39)</u>	<u>Debt Service</u> <u>(40)</u>	<u>Permanent</u> <u>(90)</u>
Special And Extraordinary Items						
9920	Special Items – Gains					
9930	Extraordinary Items – Gains					
5520	Special Items – Losses					
5530	Extraordinary Items – Losses					
Net Change In Fund Balances			\$574	(\$133,460)		
Fund Balance						
0001	Fund Balance - Beginning of Fiscal Year		533,144	2,218,777		
Fund Balance - End Of Year			\$533,718	\$2,085,317		

Amounts Expressed in Whole Dollars		<u>Total Governmental Funds</u>
Special And Extraordinary Items		
9920	Special Items – Gains	
9930	Extraordinary Items – Gains	
5520	Special Items – Losses	
5530	Extraordinary Items – Losses	
Net Change In Fund Balances		\$595,739
Fund Balance		
0001	Fund Balance - Beginning of Fiscal Year	8,879,794
Fund Balance - End Of Year		\$9,475,533

LEA : 114060503 Antietam SD

Printed 12/20/2022 1:09:53 PM

Amounts Expressed in Whole Dollars		<u>Food Service</u> (51)	<u>Child Care</u> <u>Operations</u> (52)	<u>Other Enterprise</u> (58)	<u>TOTAL</u>	<u>Internal Service</u> (60)
Assets And Deferred Outflows Of Resources						
Current Assets						
0100	Cash and Cash Equivalents	363,838			363,838	
0110	Investments					
0130	Due From Other Funds	14,008			14,008	
0141	Due From Other Governments					
0142	State Revenue Receivable	2,491			2,491	
0143	Federal Revenue Receivable	84,472			84,472	
0146	Due from Primary Government					
0147	Due from Component Unit					
0150	Other Receivables					
0170	Inventories	21,811			21,811	
0180	Prepaid Expenses (Expenditures)					
0190	Other Current Assets					
Total Current Assets		\$486,620			\$486,620	
Noncurrent Assets						
0211	Land					
0212	Site Improvements (Net)					
0220	Buildings and Building Improvements (Net)					
0230	Machinery, Equipment and Furniture (Net)	80,821			80,821	
0250	Construction in Progress					
0260	Long Term Prepayments					
0290	Other Noncurrent Assets					
Total Noncurrent Assets		\$80,821			\$80,821	
0910	Deferred Outflows of Resources					
Total Assets And Deferred Outflows Of Resources		\$567,441			\$567,441	

Amounts Expressed in Whole Dollars	<u>Food Service</u> <u>(51)</u>	<u>Child Care</u> <u>Operations</u> <u>(52)</u>	<u>Other Enterprise</u> <u>(58)</u>	<u>TOTAL</u>	<u>Internal Service</u> <u>(60)</u>
Liabilities And Deferred Inflows Of Resources And Net Position					
Current Liabilities					
0400 Due to Other Funds					
0411 Due to Other Governments					
0413 Due to Component Unit					
0420 Accounts Payable	10,896			10,896	
0430 Contracts Payable					
0440 Current Portion of Long-Term Debt					
0450 Short-Term Payables					
0461 Accrued Salaries and Benefits					
0462 Payroll Deductions and Withholding					
0480 Unearned Revenues	5,890			5,890	
0490 Other Current Liabilities					
Total Current Liabilities	\$16,786			\$16,786	
Noncurrent Liabilities					
0510 Bonds Payable					
0520 Extended-Term Financing Agreements Payable					
0530 Lease Obligations					
0540 Accumulated Compensated Absences					
0550 Authority Lease Obligations					
0560 Other Post-Employment Benefits (OPEB)					
0570 Net Pension Liability					
0599 Other Noncurrent Liabilities					
Total Noncurrent Liabilities					
Total Liabilities	\$16,786			\$16,786	
0950 Deferred Inflows of Resources					
Net Position					
0791 Net Investment in Capital Assets	80,821			80,821	
0008 Restricted Net Position (0792 – 0798)					
0799 Unrestricted Net Position	469,834			469,834	
Total Net Position	\$550,655			\$550,655	
Total Liabilities And Deferred Inflows Of Resources And Net Position	\$567,441			\$567,441	

Amounts Expressed in Whole Dollars		<u>Food Service</u> <u>(51)</u>	<u>Child Care Operations</u> <u>(52)</u>	<u>Other Enterprise</u> <u>(58)</u>	<u>TOTAL</u>	<u>Internal Service</u> <u>(60)</u>
Operating Revenues						
6600	Food Service Revenue	15,232			15,232	
0071	Charges for Services					
0072	Other Operating Revenue					
Total Operating Revenues		\$15,232			\$15,232	
Operating Expenses						
100	Personnel Services – Salaries	20,250			20,250	
200	Personnel Services – Employee Benefits	8,588			8,588	
300	Purchased Professional and Technical Services					
400	Purchased Property Services	15,571			15,571	
500	Other Purchased Services	213,573			213,573	
600	Supplies	297,276			297,276	
740	Depreciation	9,776			9,776	
810	Dues and Fees					
880	Refunds of Prior Years' Receipts					
890	Miscellaneous Expenditures	2,289			2,289	
Total Operating Expenses		\$567,323			\$567,323	
Operating Income (Loss)		(\$552,091)			(\$552,091)	
Non Operating Revenues (Expenses)						
6500	Earnings on Investments	500			500	
6920	Contributions and Donations from Private Sources					
6930	Gains or Losses on Sale of Fixed Assets					
6991	Refunds of a Prior Year Expenditure					
7000	Revenue from State Sources	24,867			24,867	
8000	Revenue from Federal Sources	715,984			715,984	
9990	Insurance Recoveries					
820	Claims and Judgments Against the LEA					
830	Interest					
TOTAL Non Operating Revenues (Expenses)		\$741,351			\$741,351	
Income (Loss) Before Contributions And Transfers		\$189,260			\$189,260	

Amounts Expressed in Whole Dollars	<u>Food Service</u> <u>(51)</u>	<u>Child Care Operations</u> <u>(52)</u>	<u>Other Enterprise</u> <u>(58)</u>	<u>TOTAL</u>	<u>Internal Service</u> <u>(60)</u>
Contributions, Transfers, and Special and Extraordinary Items					
5200 Interfund Transfers – Out					
5300 Transfers Out to Component Units/Primary Governments					
5520 Special Items – Losses					
5530 Extraordinary Items – Losses					
9300 Interfund Transfers - IN					
9500 Capital Contributions					
9700 Transfers IN From Component Units/Primary Governments					
9920 Special Items – Gains					
9930 Extraordinary Items – Gains					
Change In Net Position	\$189,260			\$189,260	
0002 Net Position - Beginning of Fiscal Year	361,395			361,395	
0003 Accounting Changes / Residual Equity Transfers					
Net Position - End Of Year	\$550,655			\$550,655	

LEA : 114060503 Antietam SD

Printed 12/20/2022 1:10:02 PM

Amounts Expressed in Whole Dollars	<u>Food Service</u> <u>(51)</u>	<u>Child Care Operations</u> <u>(52)</u>	<u>Other Enterprise</u> <u>(58)</u>	<u>TOTAL</u>	<u>Internal Service(60)</u>
Cash Flows From Operating Activities					
0011 Cash Receipts From Users	14,648			14,648	
0012 Cash Receipts From Assessments Made to Other Funds					
0013 Cash Receipts From Earnings on Investments					
0014 Cash Receipts From Other Operating Revenue					
0015 Cash Payments To Employees For Services	28,838			28,838	
0016 Cash Payments For Insurance Claims					
0017 Cash Payments To Suppliers For Goods and Services	490,269			490,269	
0018 Cash Payments For Other Operating Expenses					
Net Cash Provided By (Used For) Operating Activities	(\$504,459)			(\$504,459)	
Cash Flows From Non-Capital Financing Activities					
0021 Receipts From Local Sources - 6000					
0022 Receipts From State Sources - 7000	22,376			22,376	
0023 Receipts From Federal Sources -8000	604,046			604,046	
0024 Notes and Loans Received (Repaid)					
0025 Interest Paid on Notes/Loans - 5100-830					
0026 Operating Transfers In (Out)/Residual Equity Trans					
0027 Operating Transfers In (Out) Primary Government / Comp Unit					
0028 Receipts From Refund of Prior Year Expenditures - 6991					
0029 Special and Extraordinary Gains (losses)					
0030 Receipts from Insurance Recoveries -9990					
Net Cash Prov By (Used for) Non-Capital Financing Activities	\$626,422			\$626,422	
Cash Flows From Capital and Related Financing Activities					
0031 Payments For Fac Acq, Const, and Imp - 4000					
0032 Gain / (Loss) on Sale of Fixed Assets - 6930					
0033 Proceeds From Extended Term Financing - 9200					
0034 Principal Paid on Financing Agreements					
0035 Interest Paid on Financing Agreements - 5100-830					
0036 (Inc) Dec in Contributed Capital	(51,801)			(51,801)	
Net Cash Prov By (Used for) Capital and Related Financing Activities	(\$51,801)			(\$51,801)	
Cash Flows From Investing Activities					
0041 Earnings on Investments - 6500	500			500	
0042 Purchase of Inv Securities / Deposits to Inv Pools					
0043 Receipts From Investment Pool Withdrawals					
0044 Proceeds from Sale and Maturity of Inv Securities					

LEA : 114060503 Antietam SD

Printed 12/20/2022 1:10:02 PM

0045 Loans Received (Paid)

Net Cash Prov By (Used for) Investing Activities	\$500	\$500
--	-------	-------

LEA : 114060503 Antietam SD

Printed 12/20/2022 1:10:02 PM

	<u>Food Service</u> <u>(51)</u>	<u>Child Care Operations</u> <u>(52)</u>	<u>Other Enterprise</u> <u>(58)</u>	<u>TOTAL</u>	<u>Internal Service</u> <u>(60)</u>
Net Increase (Decrease) in Cash Flows	70,662			70,662	
0004 Cash and Cash Equivalents Beginning of Year	293,176			293,176	
Cash and Cash Equivalents at Year End	\$363,838			\$363,838	
<hr/>					
Reconciliation of Operating Income (Loss) To Net Cash Provided by (Used For) Operating Activities					
0005 Operating Income (Loss) per REP	(552,091)			(552,091)	
Adjustments					
0051 Depreciation and Net Amortization	9,776			9,776	
0052 Provision for Uncollectible Accounts					
0053 Other Adjustments	43,176			43,176	
Effect of Changes in Assets, Liabilities, Deferred Outflows and Deferred Inflows					
0054 (Inc) Dec In Accounts Receivable (0120-0150)	1,960			1,960	
0055 Advances to Other Funds (0160)					
0056 (Inc) Dec in Inventories (0170)	(9,971)			(9,971)	
0057 (Inc) Dec in Prepaid Expenses (0180)					
0058 (Inc) Dec in Other Current or Noncurrent Assets					
0064 Deferred Outflows (0910)					
0059 Inc (Dec) in Accounts Payable (0400-0450)	5,235			5,235	
0060 Inc (Dec) in Accrued Salaries/Benefits (0461)					
0065 Inc (Dec) in Net Pension Liabilities (0570)					
0066 Inc (Dec) in Other Postemp Benefit Oblig (0560)					
0061 Inc (Dec) in Payroll Deductions/Withholding (0462)					
0062 Inc (Dec) in Unearned Revenue (0480)	(2,544)			(2,544)	
0063 Inc (Dec) in Other Current or Noncurrent Liabilities					
0067 Deferred Inflows (0950)					
Total Adjustments	\$47,632			\$47,632	
Cash Provided By (Used for) Total	(\$504,459)			(\$504,459)	

COMBINED STATEMENT OF CASH FLOWS
SCHEDULE OF NONCASH INVESTING, CAPITAL, AND FINANCING ACTIVITIES

Explanation of Transaction and Balance Sheet Effect	Amount
Total	

	Revenue Reported In Current Year	Current Year Tax Accrual	Prior Year Tax Accrual	Taxes Collected In Current Year
Revenue from Local Sources				
6111 Current Real Estate Taxes	10,207,905.40			10,207,905.40
6112 Interim Real Estate Taxes	5,191.89			5,191.89
6113 Public Utility Realty Taxes	10,952.71			10,952.71
6151 Current Act 511 Earned Income Taxes	1,046,384.80	60,759.95	41,779.84	1,027,404.69
6153 Current Act 511 Real Estate Transfer Taxes	228,539.31	18,663.30	20,192.10	230,068.11
6411 Delinquent Real Estate Taxes	395,970.30	494,454.18	723,621.88	625,138.00
6420 Delinquent Per Capita Taxes, Section 679	257.98			257.98
6440 Delinquent Local Enabling Taxes - Flat Rate Assessments	202.00			202.00
6500 Earnings on Investments	10,776.05			
6700 Revenues from LEA Activities	9,107.00			
6832 Federal IDEA Revenue Received as Pass Through	245,543.32			
6833 Federal ARRA IDEA Revenue Received as Pass Through	31,624.32			
6910 Rentals	510.00			
6920 Contributions and Donations from Private Sources	5,500.00			
6941 Regular Day School Tuition	2,867.92			
6944 Receipts from Other LEAs in Pennsylvania - Education	13,252.36			
6991 Refunds of a Prior Year Expenditure	77,617.11			
6999 Other Revenues Not Specified Above	40,050.65			
TOTAL Revenue from Local Sources	\$12,332,253.12	\$573,877.43	\$785,593.82	\$12,107,120.78

	Revenue Reported <u>In Current Year</u>			
<u>Revenue from State Sources</u>				
7111 Basic Education Funding-Formula	4,064,620.45			
7112 Basic Education Funding-Social Security	398,022.24			
7160 Tuition for Orphans Subsidy	45,581.44			
7271 Special Education funds for School-Aged Pupils	749,610.58			
7311 Pupil Transportation Subsidy	66,174.27			
7312 Nonpublic and Charter School Pupil Transportation Subsidy	15,400.00			
7320 Rental and Sinking Fund Payments / Building Reimbursement Subsidy	28,977.86			
7330 Health Services (Medical, Dental, Nurse, Act 25)	22,416.95			
7340 State Property Tax Reduction Allocation	455,600.39			
7505 Ready to Learn Block Grant	167,132.00			
7820 State Share of Retirement Contributions	1,928,477.46			
TOTAL Revenue from State Sources	\$7,942,013.64			

Revenue Reported In Current Year				
Revenue from Federal Sources				
8512	IDEA, Part B	4,919.07		
8514	NCLB, Title I - Improving the Academic Achievement of the Disadvantaged	290,328.00		
8515	NCLB, Title II - Preparing, Training and Recruiting High Quality Teachers and Principals	39,725.00		
8516	NCLB, Title III - Language Instruction for Limited English Proficient and Immigrant Students	14,049.00		
8517	NCLB, Title IV - 21St Century Schools	24,794.00		
8741	Elementary and Secondary School Emergency Relief Fund (ESSER)	31,838.76		
8743	ESSER II - Elementary and Secondary School Emergency Relief Fund	853,749.10		
8744	ARP ESSER - Elementary and Secondary School Emergency Relief Fund	32,500.00		
8751	ARP ESSER Learning Loss	33,891.05		
8753	ARP ESSER Afterschool Programs	8,521.72		
TOTAL Revenue from Federal Sources		\$1,334,315.70		

	Revenue Reported In Current Year			
<u>Other Financing Sources</u>				
9400 Sale of or Compensation for Loss of Fixed Assets	2,500.00			
TOTAL Other Financing Sources	\$2,500.00			
TOTAL FROM ALL SOURCES	\$21,611,082.46	\$573,877.43	\$785,593.82	\$12,107,120.78

LEA : 114060503 Antietam SD

Printed 12/20/2022 1:10:05 PM

	<u>General Fund (10)</u>	<u>Student Sponsored Activity Fund (21)</u>	<u>Public Purpose Trust (27)</u>	<u>Other Compt Approved (28)</u>	<u>Athletic / Activity (29)</u>	<u>Capital Reserve (690, 1850) (31)</u>
6000 Revenue from Local Sources						
6111 Current Real Estate Taxes	10,207,905.40					
6112 Interim Real Estate Taxes	5,191.89					
6113 Public Utility Realty Taxes	10,952.71					
6151 Current Act 511 Earned Income Taxes	1,046,384.80					
6153 Current Act 511 Real Estate Transfer Taxes	228,539.31					
6411 Delinquent Real Estate Taxes	395,970.30					
6420 Delinquent Per Capita Taxes, Section 679	257.98					
6440 Delinquent Local Enabling Taxes - Flat Rate Assessments	202.00					
6500 Earnings on Investments	10,776.05	98.53				
6700 Revenues from LEA Activities	9,107.00	110,247.47				
6832 Federal IDEA Revenue Received as Pass Through	245,543.32					
6833 Federal ARRA IDEA Revenue Received as Pass Through	31,624.32					
6910 Rentals	510.00					
6920 Contributions and Donations from Private Sources	5,500.00					
6941 Regular Day School Tuition	2,867.92					
6944 Receipts from Other LEAs in Pennsylvania - Education	13,252.36					
6991 Refunds of a Prior Year Expenditure	77,617.11					
6999 Other Revenues Not Specified Above	40,050.65					
6000 Total Revenue from Local Sources	\$12,332,253.12	\$110,346.00				
7000 Revenue from State Sources						
7111 Basic Education Funding-Formula	4,064,620.45					
7112 Basic Education Funding-Social Security	398,022.24					
7160 Tuition for Orphans Subsidy	45,581.44					
7271 Special Education funds for School-Aged Pupils	749,610.58					
7311 Pupil Transportation Subsidy	66,174.27					
7312 Nonpublic and Charter School Pupil Transportation Subsidy	15,400.00					
7320 Rental and Sinking Fund Payments / Building Reimbursement Subsidy	28,977.86					
7330 Health Services (Medical, Dental, Nurse, Act 25)	22,416.95					
7340 State Property Tax Reduction Allocation	455,600.39					
7505 Ready to Learn Block Grant	167,132.00					
7820 State Share of Retirement Contributions	1,928,477.46					
7000 Total Revenue from State Sources	\$7,942,013.64					
8000 Revenue from Federal Sources						
8512 IDEA, Part B	4,919.07					
8514 NCLB, Title I - Improving the Academic Achievement of the Disadvantaged	290,328.00					

LEA : 114060503 Antietam SD

Printed 12/20/2022 1:10:05 PM

	<u>Capital Reserve</u> <u>(1431) (32)</u>	<u>Other Capital</u> <u>Projects Fund (39)</u>	<u>Debt Service (40)</u>	<u>Permanent (90)</u>	<u>Total</u>
6000 Revenue from Local Sources					
6111 Current Real Estate Taxes					10,207,905.40
6112 Interim Real Estate Taxes					5,191.89
6113 Public Utility Realty Taxes					10,952.71
6151 Current Act 511 Earned Income Taxes					1,046,384.80
6153 Current Act 511 Real Estate Transfer Taxes					228,539.31
6411 Delinquent Real Estate Taxes					395,970.30
6420 Delinquent Per Capita Taxes, Section 679					257.98
6440 Delinquent Local Enabling Taxes - Flat Rate Assessments					202.00
6500 Earnings on Investments	782.92	3,495.08			15,152.58
6700 Revenues from LEA Activities					119,354.47
6832 Federal IDEA Revenue Received as Pass Through					245,543.32
6833 Federal ARRA IDEA Revenue Received as Pass Through					31,624.32
6910 Rentals					510.00
6920 Contributions and Donations from Private Sources					5,500.00
6941 Regular Day School Tuition					2,867.92
6944 Receipts from Other LEAs in Pennsylvania - Education					13,252.36
6991 Refunds of a Prior Year Expenditure					77,617.11
6999 Other Revenues Not Specified Above					40,050.65
6000 Total Revenue from Local Sources	\$782.92	\$3,495.08			\$12,446,877.12
7000 Revenue from State Sources					
7111 Basic Education Funding-Formula					4,064,620.45
7112 Basic Education Funding-Social Security					398,022.24
7160 Tuition for Orphans Subsidy					45,581.44
7271 Special Education funds for School-Aged Pupils					749,610.58
7311 Pupil Transportation Subsidy					66,174.27
7312 Nonpublic and Charter School Pupil Transportation Subsidy					15,400.00
7320 Rental and Sinking Fund Payments / Building Reimbursement Subsidy					28,977.86
7330 Health Services (Medical, Dental, Nurse, Act 25)					22,416.95
7340 State Property Tax Reduction Allocation					455,600.39
7505 Ready to Learn Block Grant					167,132.00
7820 State Share of Retirement Contributions					1,928,477.46
7000 Total Revenue from State Sources					\$7,942,013.64
8000 Revenue from Federal Sources					
8512 IDEA, Part B					4,919.07
8514 NCLB, Title I - Improving the Academic Achievement of the Disadvantaged					290,328.00

LEA : 114060503 Antietam SD

Printed 12/20/2022 1:10:05 PM

	<u>General Fund (10)</u>	<u>Student Sponsored Activity Fund (21)</u>	<u>Public Purpose Trust (27)</u>	<u>Other Compt Approved (28)</u>	<u>Athletic / Activity (29)</u>	<u>Capital Reserve (690, 1850) (31)</u>
8000 Revenue from Federal Sources						
8515 NCLB, Title II - Preparing, Training and Recruiting High Quality Teachers and Principals	39,725.00					
8516 NCLB, Title III - Language Instruction for Limited English Proficient and Immigrant Students	14,049.00					
8517 NCLB, Title IV - 21st Century Schools	24,794.00					
8741 Elementary and Secondary School Emergency Relief Fund (ESSER)	31,838.76					
8743 ESSER II - Elementary and Secondary School Emergency Relief Fund	853,749.10					
8744 ARP ESSER - Elementary and Secondary School Emergency Relief Fund	32,500.00					
8751 ARP ESSER Learning Loss	33,891.05					
8753 ARP ESSER Afterschool Programs	8,521.72					
8000 Total Revenue from Federal Sources	\$1,334,315.70					
9000 Other Financing Sources						
9400 Sale of or Compensation for Loss of Fixed Assets	2,500.00					
9000 Total Other Financing Sources	\$2,500.00					
Total From All Sources	\$21,611,082.46	\$110,346.00				

LEA : 114060503 Antietam SD

Printed 12/20/2022 1:10:05 PM

	<u>Capital Reserve</u> <u>(1431) (32)</u>	<u>Other Capital</u> <u>Projects Fund (39)</u>	<u>Debt Service (40)</u>	<u>Permanent (90)</u>	<u>Total</u>
8000 Revenue from Federal Sources					
8515 NCLB, Title II - Preparing, Training and Recruiting High Quality Teachers and Principals					39,725.00
8516 NCLB, Title III - Language Instruction for Limited English Proficient and Immigrant Students					14,049.00
8517 NCLB, Title IV - 21st Century Schools					24,794.00
8741 Elementary and Secondary School Emergency Relief Fund (ESSER)					31,838.76
8743 ESSER II - Elementary and Secondary School Emergency Relief Fund					853,749.10
8744 ARP ESSER - Elementary and Secondary School Emergency Relief Fund					32,500.00
8751 ARP ESSER Learning Loss					33,891.05
8753 ARP ESSER Afterschool Programs					8,521.72
8000 Total Revenue from Federal Sources					\$1,334,315.70
9000 Other Financing Sources					
9400 Sale of or Compensation for Loss of Fixed Assets					2,500.00
9000 Total Other Financing Sources					\$2,500.00
Total From All Sources	\$782.92	\$3,495.08			\$21,725,706.46

LEA : 114060503 Antietam SD

Printed 12/20/2022 1:10:07 PM

	<u>General Fund (10)</u>	<u>Student Sponsored Activity Fund (21)</u>	<u>Public Purpose Trust (27)</u>	<u>Other Compt Approved (28)</u>	<u>Athletic / Activity (29)</u>	<u>Capital Reserve (690. 1850) (31)</u>
Revenue from Local Sources	12,332,253.12	110,346.00				
Revenue from State Sources	7,942,013.64					
Revenue from Federal Sources	1,334,315.70					
Other Financing Sources	2,500.00					
Total From All Sources	\$21,611,082.46	\$110,346.00				

LEA : 114060503 Antietam SD

Printed 12/20/2022 1:10:07 PM

	<u>Capital Reserve (1431)</u> <u>(32)</u>	<u>Other Capital Projects</u> <u>Fund (39)</u>	<u>Debt Service (40)</u>	<u>Permanent (90)</u>	<u>Total</u>
Revenue from Local Sources	782.92	3,495.08			12,446,877.12
Revenue from State Sources					7,942,013.64
Revenue from Federal Sources					1,334,315.70
Other Financing Sources					2,500.00
Total From All Sources	\$782.92	\$3,495.08			\$21,725,706.46

LEA : 114060503 Antietam SD

Printed 12/20/2022 1:10:13 PM

General Fund (10)

1000 Instruction	Total
100 <u>Personnel Services – Salaries</u>	
100 Personnel Services – Salaries	5,140,343.71
Total Personnel Services – Salaries	\$5,140,343.71
200 <u>Personnel Services – Employee Benefits</u>	
210 Group Insurance – Contracted Provider	1,196,332.37
220 Social Security Contributions	381,754.39
230 PSERS Retirement Contributions	1,757,946.98
250 Unemployment Compensation	9,767.29
260 Workers' Compensation	32,248.05
299 All Other Employee Benefits	8,575.00
Total Personnel Services – Employee Benefits	\$3,386,624.08
300 <u>Purchased Professional and Technical Services</u>	
322 Professional Educational Services – Ius	138,319.21
329 Professional Educational Services – Other	251,145.43
330 Other Professional Services	365,517.99
Total Purchased Professional and Technical Services	\$754,982.63
400 <u>Purchased Property Services</u>	
430 Repairs and Maintenance Services	18,490.00
Total Purchased Property Services	\$18,490.00
500 <u>Other Purchased Services</u>	
510 Student Transportation Services	3,794.55
561 Tuition To Other School Districts Within the State	118,628.57
562 Tuition To Pennsylvania Charter Schools	857,761.94
563 Tuition To Nonpublic Schools	483,415.62
564 Tuition To Career and Technology Centers	410,007.28
567 Tuition To Approved Private Schools (APS) and PA Chartered Schools for the Deaf and Blind	23,409.93
568 Tuition To Private Residential Rehabilitative Institutions (PRRI) [In-State] and Detention Centers	21,354.65
569 Tuition – Other	244,500.00
580 Travel	64.35
591 Services Purchased Locally	11,133.60
Total Other Purchased Services	\$2,174,070.49
600 <u>Supplies</u>	
610 General Supplies	64,072.24
630 Food	445.75
640 Books and Periodicals	170,540.01
650 Supplies & Fees – Technology Related	705,334.31
Total Supplies	\$940,392.31
700 <u>Property</u>	
762 Capitalized Equipment - Replacement	1,729.99
Total Property	\$1,729.99
800 <u>Other Objects</u>	
810 Dues and Fees	165.00

LEA : 114060503 Antietam SD

Printed 12/20/2022 1:10:13 PM

General Fund (10)	
1000 Instruction	<u>Total</u>
800 <u>Other Objects</u>	
890 Miscellaneous Expenditures	740.00
Total Other Objects	\$905.00
Total 1000 Instruction	\$12,417,538.21

LEA : 114060503 Antietam SD

Printed 12/20/2022 1:10:13 PM

General Fund (10)

1100 Regular Programs – Elementary / Secondary

	Elementary	Secondary	Federal	Total
100 <u>Personnel Services – Salaries</u>				
100 Personnel Services – Salaries	2,152,170.83	1,712,891.46	285,060.80	4,150,123.09
Total Personnel Services – Salaries	\$2,152,170.83	\$1,712,891.46	\$285,060.80	\$4,150,123.09
200 <u>Personnel Services – Employee Benefits</u>				
210 Group Insurance – Contracted Provider	510,321.32	361,038.75	57,579.02	928,939.09
220 Social Security Contributions	174,633.83	127,574.96	6,215.81	308,424.60
230 PSERS Retirement Contributions	800,535.43	586,156.20	28,383.76	1,415,075.39
250 Unemployment Compensation	6,456.60	3,310.69		9,767.29
260 Workers' Compensation	19,191.00	13,057.05		32,248.05
299 All Other Employee Benefits	8,575.00			8,575.00
Total Personnel Services – Employee Benefits	\$1,519,713.18	\$1,091,137.65	\$92,178.59	\$2,703,029.42
300 <u>Purchased Professional and Technical Services</u>				
322 Professional Educational Services – Ius		420.97		420.97
329 Professional Educational Services – Other			34,000.00	34,000.00
330 Other Professional Services			(2,645.00)	(2,645.00)
Total Purchased Professional and Technical Services		\$420.97	\$31,355.00	\$31,775.97
400 <u>Purchased Property Services</u>				
430 Repairs and Maintenance Services	290.00		18,200.00	18,490.00
Total Purchased Property Services	\$290.00		\$18,200.00	\$18,490.00
500 <u>Other Purchased Services</u>				
510 Student Transportation Services	151.62	110.84		262.46
562 Tuition To Pennsylvania Charter Schools	142,473.76	297,228.52		439,702.28
568 Tuition To Private Residential Rehabilitative Institutions (PRRI) [In-State] and Detention Centers		21,354.65		21,354.65
580 Travel		64.35		64.35
591 Services Purchased Locally		133.60		133.60
Total Other Purchased Services	\$142,625.38	\$318,891.96		\$461,517.34
600 <u>Supplies</u>				
610 General Supplies	29,558.41	22,777.28	3,196.85	55,532.54
630 Food		445.75		445.75
640 Books and Periodicals	10,727.12	1,645.13	155,488.12	167,860.37
650 Supplies & Fees – Technology Related	279,303.73	206,335.58	192,418.93	678,058.24
Total Supplies	\$319,589.26	\$231,203.74	\$351,103.90	\$901,896.90
700 <u>Property</u>				
762 Capitalized Equipment - Replacement	1,729.99			1,729.99
Total Property	\$1,729.99			\$1,729.99
800 <u>Other Objects</u>				
810 Dues and Fees		165.00		165.00
890 Miscellaneous Expenditures		740.00		740.00
Total Other Objects		\$905.00		\$905.00
Total 1100 Regular Programs – Elementary / Secondary	\$4,136,118.64	\$3,355,450.78	\$777,898.29	\$8,269,467.71

LEA : 114060503 Antietam SD

Printed 12/20/2022 1:10:13 PM

General Fund (10)

1110 Regular Programs

	Elementary	Secondary	Federal	Total
100 <u>Personnel Services – Salaries</u>				
100 Personnel Services – Salaries	2,152,170.83	1,712,891.46	15,237.50	3,880,299.79
Total Personnel Services – Salaries	\$2,152,170.83	\$1,712,891.46	\$15,237.50	\$3,880,299.79
200 <u>Personnel Services – Employee Benefits</u>				
210 Group Insurance – Contracted Provider	510,321.32	361,038.75		871,360.07
220 Social Security Contributions	174,633.83	127,574.96	323.09	302,531.88
230 PSERS Retirement Contributions	800,535.43	586,156.20	1,380.96	1,388,072.59
250 Unemployment Compensation	6,456.60	3,310.69		9,767.29
260 Workers' Compensation	19,191.00	13,057.05		32,248.05
299 All Other Employee Benefits	8,575.00			8,575.00
Total Personnel Services – Employee Benefits	\$1,519,713.18	\$1,091,137.65	\$1,704.05	\$2,612,554.88
300 <u>Purchased Professional and Technical Services</u>				
322 Professional Educational Services – Ius		420.97		420.97
330 Other Professional Services			(2,645.00)	(2,645.00)
Total Purchased Professional and Technical Services		\$420.97	(\$2,645.00)	(\$2,224.03)
400 <u>Purchased Property Services</u>				
430 Repairs and Maintenance Services	290.00		18,200.00	18,490.00
Total Purchased Property Services	\$290.00		\$18,200.00	\$18,490.00
500 <u>Other Purchased Services</u>				
510 Student Transportation Services	151.62	110.84		262.46
562 Tuition To Pennsylvania Charter Schools	142,473.76	297,228.52		439,702.28
568 Tuition To Private Residential Rehabilitative Institutions (PRRI) [In-State] and Detention Centers		21,354.65		21,354.65
580 Travel		64.35		64.35
591 Services Purchased Locally		133.60		133.60
Total Other Purchased Services	\$142,625.38	\$318,891.96		\$461,517.34
600 <u>Supplies</u>				
610 General Supplies	29,558.41	22,777.28	1,462.28	53,797.97
630 Food		445.75		445.75
640 Books and Periodicals	10,727.12	1,645.13	155,488.12	167,860.37
650 Supplies & Fees – Technology Related	279,303.73	206,335.58	183,104.50	668,743.81
Total Supplies	\$319,589.26	\$231,203.74	\$340,054.90	\$890,847.90
700 <u>Property</u>				
762 Capitalized Equipment - Replacement	1,729.99			1,729.99
Total Property	\$1,729.99			\$1,729.99
800 <u>Other Objects</u>				
810 Dues and Fees		165.00		165.00
890 Miscellaneous Expenditures		740.00		740.00
Total Other Objects		\$905.00		\$905.00
Total 1110 Regular Programs	\$4,136,118.64	\$3,355,450.78	\$372,551.45	\$7,864,120.87

LEA : 114060503 Antietam SD

Printed 12/20/2022 1:10:13 PM

General Fund (10)

1190 Federally-Funded Regular Programs	<u>Elementary</u>	<u>Secondary</u>	<u>Federal</u>	<u>Total</u>
100 <u>Personnel Services – Salaries</u>				
100 Personnel Services – Salaries			269,823.30	269,823.30
Total Personnel Services – Salaries			\$269,823.30	\$269,823.30
200 <u>Personnel Services – Employee Benefits</u>				
210 Group Insurance – Contracted Provider			57,579.02	57,579.02
220 Social Security Contributions			5,892.72	5,892.72
230 PSERS Retirement Contributions			27,002.80	27,002.80
Total Personnel Services – Employee Benefits			\$90,474.54	\$90,474.54
300 <u>Purchased Professional and Technical Services</u>				
329 Professional Educational Services – Other			34,000.00	34,000.00
Total Purchased Professional and Technical Services			\$34,000.00	\$34,000.00
600 <u>Supplies</u>				
610 General Supplies			1,734.57	1,734.57
650 Supplies & Fees – Technology Related			9,314.43	9,314.43
Total Supplies			\$11,049.00	\$11,049.00
Total 1190 Federally-Funded Regular Programs			\$405,346.84	\$405,346.84

LEA : 114060503 Antietam SD

Printed 12/20/2022 1:10:13 PM

General Fund (10)

1200 Special Programs – Elementary / Secondary	Elementary	Secondary	Federal	Total
100 Personnel Services – Salaries				
100 Personnel Services – Salaries	463,355.52	421,943.05	103,115.80	988,414.37
Total Personnel Services – Salaries	\$463,355.52	\$421,943.05	\$103,115.80	\$988,414.37
200 Personnel Services – Employee Benefits				
210 Group Insurance – Contracted Provider	130,551.76	129,238.95	7,602.57	267,393.28
220 Social Security Contributions	40,780.71	31,246.97	1,168.57	73,196.25
230 PSERS Retirement Contributions	190,297.31	146,486.96	5,456.25	342,240.52
Total Personnel Services – Employee Benefits	\$361,629.78	\$306,972.88	\$14,227.39	\$682,830.05
300 Purchased Professional and Technical Services				
322 Professional Educational Services – Ius	18,423.61	103,110.39		121,534.00
329 Professional Educational Services – Other	173,650.20	43,495.23		217,145.43
330 Other Professional Services	94,252.88	77,077.44	196,832.67	368,162.99
Total Purchased Professional and Technical Services	\$286,326.69	\$223,683.06	\$196,832.67	\$706,842.42
500 Other Purchased Services				
510 Student Transportation Services	3,532.09			3,532.09
561 Tuition To Other School Districts Within the State	106,000.00	70.45		106,070.45
562 Tuition To Pennsylvania Charter Schools	147,928.80	270,130.86		418,059.66
563 Tuition To Nonpublic Schools	140,089.04	343,326.58		483,415.62
567 Tuition To Approved Private Schools (APS) and PA Chartered Schools for the Deaf and Blind	11,704.97	11,704.96		23,409.93
569 Tuition – Other		244,500.00		244,500.00
591 Services Purchased Locally		11,000.00		11,000.00
Total Other Purchased Services	\$409,254.90	\$880,732.85		\$1,289,987.75
600 Supplies				
610 General Supplies	4,853.20	3,486.45	200.05	8,539.70
640 Books and Periodicals	1,045.67	39.95	1,594.02	2,679.64
650 Supplies & Fees – Technology Related	2,609.78	4,591.79	20,074.50	27,276.07
Total Supplies	\$8,508.65	\$8,118.19	\$21,868.57	\$38,495.41
Total 1200 Special Programs – Elementary / Secondary	\$1,529,075.54	\$1,841,450.03	\$336,044.43	\$3,706,570.00

LEA : 114060503 Antietam SD

Printed 12/20/2022 1:10:13 PM

General Fund (10)

1210 Life Skills Support

	<u>Elementary</u>	<u>Secondary</u>	<u>Federal</u>	<u>Total</u>
100 <u>Personnel Services – Salaries</u>				
100 Personnel Services – Salaries		53,861.58		53,861.58
Total Personnel Services – Salaries		\$53,861.58		\$53,861.58
200 <u>Personnel Services – Employee Benefits</u>				
210 Group Insurance – Contracted Provider		23,135.82		23,135.82
220 Social Security Contributions		3,897.74		3,897.74
230 PSERS Retirement Contributions		18,828.75		18,828.75
Total Personnel Services – Employee Benefits		\$45,862.31		\$45,862.31
300 <u>Purchased Professional and Technical Services</u>				
322 Professional Educational Services – Ius		72,120.19		72,120.19
Total Purchased Professional and Technical Services		\$72,120.19		\$72,120.19
600 <u>Supplies</u>				
610 General Supplies		2,213.49	27.48	2,240.97
Total Supplies		\$2,213.49	\$27.48	\$2,240.97
Total 1210 Life Skills Support		\$174,057.57	\$27.48	\$174,085.05

LEA : 114060503 Antietam SD

Printed 12/20/2022 1:10:13 PM

General Fund (10)

1220 Sensory Support	Elementary	Secondary	Federal	Total
100 Personnel Services – Salaries				
100 Personnel Services – Salaries	55,919.78	10,666.88		66,586.66
Total Personnel Services – Salaries	\$55,919.78	\$10,666.88		\$66,586.66
200 Personnel Services – Employee Benefits				
210 Group Insurance – Contracted Provider	22,483.12	1,093.76		23,576.88
220 Social Security Contributions	4,055.42	815.97		4,871.39
230 PSERS Retirement Contributions	19,545.57	3,449.20		22,994.77
Total Personnel Services – Employee Benefits	\$46,084.11	\$5,358.93		\$51,443.04
300 Purchased Professional and Technical Services				
322 Professional Educational Services – Ius	6,867.61	4,398.93		11,266.54
330 Other Professional Services	1,484.88	49,202.44		50,687.32
Total Purchased Professional and Technical Services	\$8,352.49	\$53,601.37		\$61,953.86
500 Other Purchased Services				
510 Student Transportation Services	3,532.09			3,532.09
561 Tuition To Other School Districts Within the State	106,000.00			106,000.00
Total Other Purchased Services	\$109,532.09			\$109,532.09
600 Supplies				
610 General Supplies	2,770.13	88.00		2,858.13
Total Supplies	\$2,770.13	\$88.00		\$2,858.13
Total 1220 Sensory Support	\$222,658.60	\$69,715.18		\$292,373.78

LEA : 114060503 Antietam SD

Printed 12/20/2022 1:10:13 PM

General Fund (10)

1230 Emotional Support

	<u>Elementary</u>	<u>Secondary</u>	<u>Federal</u>	<u>Total</u>
100 <u>Personnel Services – Salaries</u>				
100 Personnel Services – Salaries	140,797.80	98,123.69	52,865.80	291,787.29
Total Personnel Services – Salaries	\$140,797.80	\$98,123.69	\$52,865.80	\$291,787.29
200 <u>Personnel Services – Employee Benefits</u>				
210 Group Insurance – Contracted Provider	60,726.41	44,815.46	7,602.57	113,144.44
220 Social Security Contributions	13,227.59	7,071.29	1,035.61	21,334.49
230 PSERS Retirement Contributions	62,769.86	34,171.32	4,829.77	101,770.95
Total Personnel Services – Employee Benefits	\$136,723.86	\$86,058.07	\$13,467.95	\$236,249.88
300 <u>Purchased Professional and Technical Services</u>				
322 Professional Educational Services – Ius	1,638.00	25,941.03		27,579.03
329 Professional Educational Services – Other	13,523.13			13,523.13
330 Other Professional Services	6,000.00	23,375.00	31,624.32	60,999.32
Total Purchased Professional and Technical Services	\$21,161.13	\$49,316.03	\$31,624.32	\$102,101.48
500 <u>Other Purchased Services</u>				
561 Tuition To Other School Districts Within the State		70.45		70.45
563 Tuition To Nonpublic Schools	140,089.04	343,326.58		483,415.62
569 Tuition – Other		244,500.00		244,500.00
591 Services Purchased Locally		11,000.00		11,000.00
Total Other Purchased Services	\$140,089.04	\$598,897.03		\$738,986.07
600 <u>Supplies</u>				
610 General Supplies	1,037.16	129.85	129.12	1,296.13
650 Supplies & Fees – Technology Related		3,021.15		3,021.15
Total Supplies	\$1,037.16	\$3,151.00	\$129.12	\$4,317.28
Total 1230 Emotional Support	\$439,808.99	\$835,545.82	\$98,087.19	\$1,373,442.00

LEA : 114060503 Antietam SD

Printed 12/20/2022 1:10:13 PM

General Fund (10)

1240 Academic Support

	<u>Elementary</u>	<u>Secondary</u>	<u>Federal</u>	<u>Total</u>
100 <u>Personnel Services – Salaries</u>				
100 Personnel Services – Salaries	266,637.94	259,290.90	50,250.00	576,178.84
Total Personnel Services – Salaries	\$266,637.94	\$259,290.90	\$50,250.00	\$576,178.84
200 <u>Personnel Services – Employee Benefits</u>				
210 Group Insurance – Contracted Provider	47,342.23	60,193.91		107,536.14
220 Social Security Contributions	23,497.70	19,461.97	132.96	43,092.63
230 PSERS Retirement Contributions	107,981.88	90,037.69	626.48	198,646.05
Total Personnel Services – Employee Benefits	\$178,821.81	\$169,693.57	\$759.44	\$349,274.82
300 <u>Purchased Professional and Technical Services</u>				
329 Professional Educational Services – Other	160,127.07	43,495.23		203,622.30
330 Other Professional Services		3,000.00		3,000.00
Total Purchased Professional and Technical Services	\$160,127.07	\$46,495.23		\$206,622.30
500 <u>Other Purchased Services</u>				
562 Tuition To Pennsylvania Charter Schools	147,928.80	270,130.86		418,059.66
Total Other Purchased Services	\$147,928.80	\$270,130.86		\$418,059.66
600 <u>Supplies</u>				
610 General Supplies	887.58	1,055.11	43.45	1,986.14
640 Books and Periodicals	1,045.67	39.95	1,594.02	2,679.64
650 Supplies & Fees – Technology Related	2,609.78	1,570.64	20,074.50	24,254.92
Total Supplies	\$4,543.03	\$2,665.70	\$21,711.97	\$28,920.70
Total 1240 Academic Support	\$758,058.65	\$748,276.26	\$72,721.41	\$1,579,056.32

LEA : 114060503 Antietam SD

Printed 12/20/2022 1:10:13 PM

General Fund (10)

1241 Learning Support – Public	Elementary	Secondary	Federal	Total
100 Personnel Services – Salaries				
100 Personnel Services – Salaries	225,637.93	218,291.15	50,250.00	494,179.08
Total Personnel Services – Salaries	\$225,637.93	\$218,291.15	\$50,250.00	\$494,179.08
200 Personnel Services – Employee Benefits				
210 Group Insurance – Contracted Provider	35,329.95	48,327.47		83,657.42
220 Social Security Contributions	20,489.99	16,454.34	132.96	37,077.29
230 PSERS Retirement Contributions	93,649.79	75,705.63	626.48	169,981.90
Total Personnel Services – Employee Benefits	\$149,469.73	\$140,487.44	\$759.44	\$290,716.61
300 Purchased Professional and Technical Services				
329 Professional Educational Services – Other	160,127.07	43,495.23		203,622.30
330 Other Professional Services		3,000.00		3,000.00
Total Purchased Professional and Technical Services	\$160,127.07	\$46,495.23		\$206,622.30
500 Other Purchased Services				
562 Tuition To Pennsylvania Charter Schools	147,928.80	270,130.86		418,059.66
Total Other Purchased Services	\$147,928.80	\$270,130.86		\$418,059.66
600 Supplies				
610 General Supplies	887.58	1,055.11	43.45	1,986.14
640 Books and Periodicals	1,045.67	39.95	1,594.02	2,679.64
650 Supplies & Fees – Technology Related	2,609.78	1,570.64	18,574.50	22,754.92
Total Supplies	\$4,543.03	\$2,665.70	\$20,211.97	\$27,420.70
Total 1241 Learning Support – Public	\$687,706.56	\$678,070.38	\$71,221.41	\$1,436,998.35

LEA : 114060503 Antietam SD

Printed 12/20/2022 1:10:13 PM

General Fund (10)

1243 Gifted Support	<u>Elementary</u>	<u>Secondary</u>	<u>Federal</u>	<u>Total</u>
100 <u>Personnel Services – Salaries</u>				
100 Personnel Services – Salaries	41,000.01	40,999.75		81,999.76
Total Personnel Services – Salaries	\$41,000.01	\$40,999.75		\$81,999.76
200 <u>Personnel Services – Employee Benefits</u>				
210 Group Insurance – Contracted Provider	12,012.28	11,866.44		23,878.72
220 Social Security Contributions	3,007.71	3,007.63		6,015.34
230 PSERS Retirement Contributions	14,332.09	14,332.06		28,664.15
Total Personnel Services – Employee Benefits	\$29,352.08	\$29,206.13		\$58,558.21
600 <u>Supplies</u>				
650 Supplies & Fees – Technology Related			1,500.00	1,500.00
Total Supplies			\$1,500.00	\$1,500.00
Total 1243 Gifted Support	\$70,352.09	\$70,205.88	\$1,500.00	\$142,057.97

LEA : 114060503 Antietam SD

Printed 12/20/2022 1:10:13 PM

General Fund (10)

1260 Physical Support

	<u>Elementary</u>	<u>Secondary</u>	<u>Federal</u>	<u>Total</u>
300 <u>Purchased Professional and Technical Services</u>				
322 Professional Educational Services – lus		650.24		650.24
330 Other Professional Services	82,155.92			82,155.92
Total Purchased Professional and Technical Services	\$82,155.92	\$650.24		\$82,806.16
600 <u>Supplies</u>				
610 General Supplies	158.33			158.33
Total Supplies	\$158.33			\$158.33
Total 1260 Physical Support	\$82,314.25	\$650.24		\$82,964.49

LEA : 114060503 Antietam SD

Printed 12/20/2022 1:10:13 PM

General Fund (10)				
1280 Early Intervention Support	<u>Elementary</u>	<u>Secondary</u>	<u>Federal</u>	<u>Total</u>
300 <u>Purchased Professional and Technical Services</u>				
322 Professional Educational Services – lus	9,918.00			9,918.00
Total Purchased Professional and Technical Services	\$9,918.00			\$9,918.00
Total 1280 Early Intervention Support	\$9,918.00			\$9,918.00

LEA : 114060503 Antietam SD

Printed 12/20/2022 1:10:13 PM

General Fund (10)

1290 Special Programs - Other Support	<u>Elementary</u>	<u>Secondary</u>	<u>Federal</u>	<u>Total</u>
300 <u>Purchased Professional and Technical Services</u>				
330 Other Professional Services	4,612.08	1,500.00	165,208.35	171,320.43
Total Purchased Professional and Technical Services	\$4,612.08	\$1,500.00	\$165,208.35	\$171,320.43
500 <u>Other Purchased Services</u>				
567 Tuition To Approved Private Schools (APS) and PA Chartered Schools for the Deaf and Blind	11,704.97	11,704.96		23,409.93
Total Other Purchased Services	\$11,704.97	\$11,704.96		\$23,409.93
Total 1290 Special Programs - Other Support	\$16,317.05	\$13,204.96	\$165,208.35	\$194,730.36

LEA : 114060503 Antietam SD

Printed 12/20/2022 1:10:13 PM

General Fund (10)

1300 Vocational Education

500 Other Purchased Services

	<u>Elementary</u>	<u>Secondary</u>	<u>Federal</u>	<u>Total</u>
564 Tuition To Career and Technology Centers		410,007.28		410,007.28
Total Other Purchased Services		\$410,007.28		\$410,007.28
Total 1300 Vocational Education		\$410,007.28		\$410,007.28

LEA : 114060503 Antietam SD

Printed 12/20/2022 1:10:13 PM

General Fund (10)

1400 Other Instructional Programs – Elementary / Secondary	<u>Elementary</u>	<u>Secondary</u>	<u>Federal</u>	<u>Total</u>
100 <u>Personnel Services – Salaries</u>				
100 Personnel Services – Salaries		1,806.25		1,806.25
Total Personnel Services – Salaries		\$1,806.25		\$1,806.25
200 <u>Personnel Services – Employee Benefits</u>				
220 Social Security Contributions		133.54		133.54
230 PSERS Retirement Contributions		631.07		631.07
Total Personnel Services – Employee Benefits		\$764.61		\$764.61
500 <u>Other Purchased Services</u>				
561 Tuition To Other School Districts Within the State	1,106.42	11,451.70		12,558.12
Total Other Purchased Services	\$1,106.42	\$11,451.70		\$12,558.12
Total 1400 Other Instructional Programs – Elementary / Secondary	\$1,106.42	\$14,022.56		\$15,128.98

LEA : 114060503 Antietam SD

Printed 12/20/2022 1:10:13 PM

General Fund (10)

1440 Alternative Regular Education Programs	<u>Elementary</u>	<u>Secondary</u>	<u>Federal</u>	<u>Total</u>
100 <u>Personnel Services – Salaries</u>				
100 Personnel Services – Salaries		1,806.25		1,806.25
Total Personnel Services – Salaries		\$1,806.25		\$1,806.25
200 <u>Personnel Services – Employee Benefits</u>				
220 Social Security Contributions		133.54		133.54
230 PSERS Retirement Contributions		631.07		631.07
Total Personnel Services – Employee Benefits		\$764.61		\$764.61
500 <u>Other Purchased Services</u>				
561 Tuition To Other School Districts Within the State	1,106.42	11,451.70		12,558.12
Total Other Purchased Services	\$1,106.42	\$11,451.70		\$12,558.12
Total 1440 Alternative Regular Education Programs	\$1,106.42	\$14,022.56		\$15,128.98

LEA : 114060503 Antietam SD

Printed 12/20/2022 1:10:13 PM

General Fund (10)

1441 Adjudicated / Court-Placed Programs	<u>Elementary</u>	<u>Secondary</u>	<u>Federal</u>	<u>Total</u>
500 <u>Other Purchased Services</u>				
561 Tuition To Other School Districts Within the State	1,106.42	11,451.70		12,558.12
Total Other Purchased Services	\$1,106.42	\$11,451.70		\$12,558.12
Total 1441 Adjudicated / Court-Placed Programs	\$1,106.42	\$11,451.70		\$12,558.12

LEA : 114060503 Antietam SD

Printed 12/20/2022 1:10:13 PM

General Fund (10)

1442 Alternative Education Programs	<u>Elementary</u>	<u>Secondary</u>	<u>Federal</u>	<u>Total</u>
100 <u>Personnel Services – Salaries</u>				
100 Personnel Services – Salaries		1,806.25		1,806.25
Total Personnel Services – Salaries		\$1,806.25		\$1,806.25
200 <u>Personnel Services – Employee Benefits</u>				
220 Social Security Contributions		133.54		133.54
230 PSERS Retirement Contributions		631.07		631.07
Total Personnel Services – Employee Benefits		\$764.61		\$764.61
Total 1442 Alternative Education Programs		\$2,570.86		\$2,570.86

LEA : 114060503 Antietam SD

Printed 12/20/2022 1:10:13 PM

General Fund (10)

1500 Nonpublic School Programs

	<u>Elementary</u>	<u>Secondary</u>	<u>Federal</u>	<u>Total</u>
300 <u>Purchased Professional and Technical Services</u>				
322 Professional Educational Services – lus			15,777.87	16,364.24
Total Purchased Professional and Technical Services			\$15,777.87	\$16,364.24
Total 1500 Nonpublic School Programs			\$15,777.87	\$16,364.24

LEA : 114060503 Antietam SD

Printed 12/20/2022 1:10:16 PM

General Fund (10)

2000 Support Services

Total

100	<u>Personnel Services – Salaries</u>	
100	Personnel Services – Salaries	2,613,538.75
Total Personnel Services – Salaries		\$2,613,538.75
200	<u>Personnel Services – Employee Benefits</u>	
210	Group Insurance – Contracted Provider	664,570.60
220	Social Security Contributions	193,502.75
230	PSERS Retirement Contributions	896,809.96
240	Tuition Reimbursement	91,259.00
260	Workers' Compensation	6,133.95
299	All Other Employee Benefits	33,059.60
Total Personnel Services – Employee Benefits		\$1,885,335.86
300	<u>Purchased Professional and Technical Services</u>	
322	Professional Educational Services – Ius	5,947.00
329	Professional Educational Services – Other	19,122.25
330	Other Professional Services	183,144.48
340	Technical Services	43,430.29
350	Security / Safety Services	42,865.03
360	Employee Training and Development Services	21,408.00
390	Other Purchased Professional and Technical Services	21,847.60
Total Purchased Professional and Technical Services		\$337,764.65
400	<u>Purchased Property Services</u>	
410	Cleaning Services	31,668.30
420	Utility Services	25,644.77
430	Repairs and Maintenance Services	307,440.25
440	Rentals	10,829.13
460	Extermination Services	3,211.20
Total Purchased Property Services		\$378,793.65
500	<u>Other Purchased Services</u>	
510	Student Transportation Services	497.07
513	Contracted Carriers	143,608.09
516	Student Transportation Services From the IU	134,577.98
520	Insurance – General	24,077.75
522	Automotive Liability Insurance	11,951.00
523	General Property and Liability Insurance	53,838.00
530	Communications	116,051.71
549	Other Advertising/Public Relations	2,889.34
550	Printing and Binding	5,551.04
580	Travel	3,771.86
591	Services Purchased Locally	13.50
595	IU Payments By Withholding	8,389.83
599	Other Miscellaneous Purchased Services	500.00
Total Other Purchased Services		\$505,717.17
600	<u>Supplies</u>	
610	General Supplies	147,964.62

LEA : 114060503 Antietam SD

Printed 12/20/2022 1:10:16 PM

General Fund (10)

2000 Support Services

Total

600 <u>Supplies</u>	
620 Energy	269,642.58
630 Food	4,578.32
640 Books and Periodicals	9,216.77
650 Supplies & Fees – Technology Related	82,901.67
Total Supplies	\$514,303.96
700 <u>Property</u>	
756 Capitalized Technology Equipment – Original	6,120.00
758 Capitalized Technology Software - Original	1,776.66
762 Capitalized Equipment - Replacement	13,473.00
768 Capitalized Technology Software - Replacement	4,418.00
Total Property	\$25,787.66
800 <u>Other Objects</u>	
810 Dues and Fees	21,829.46
890 Miscellaneous Expenditures	604.61
Total Other Objects	\$22,434.07
Total 2000 Support Services	\$6,283,675.77

LEA : 114060503 Antietam SD

Printed 12/20/2022 1:10:16 PM

General Fund (10)

2100 Support Services – Students	Elementary	Secondary	Federal	Total
100 Personnel Services – Salaries				
100 Personnel Services – Salaries	98,079.05	150,701.35	82,850.00	373,879.37
Total Personnel Services – Salaries	\$98,079.05	\$150,701.35	\$82,850.00	\$373,879.37
200 Personnel Services – Employee Benefits				
210 Group Insurance – Contracted Provider	38,044.37	58,868.39		97,029.90
220 Social Security Contributions	10,557.85	13,312.39		27,102.22
230 PSERS Retirement Contributions	49,921.14	64,589.23		127,874.52
Total Personnel Services – Employee Benefits	\$98,523.36	\$136,770.01		\$252,006.64
300 Purchased Professional and Technical Services				
330 Other Professional Services	19,663.97	18,750.79		38,414.76
340 Technical Services	940.00	940.00		15,280.16
Total Purchased Professional and Technical Services	\$20,603.97	\$19,690.79		\$53,694.92
500 Other Purchased Services				
510 Student Transportation Services		497.07		497.07
580 Travel				489.97
Total Other Purchased Services		\$497.07		\$987.04
600 Supplies				
610 General Supplies	1,896.10	1,839.88		3,735.98
650 Supplies & Fees – Technology Related		2,007.75		2,007.75
Total Supplies	\$1,896.10	\$3,847.63		\$5,743.73
800 Other Objects				
810 Dues and Fees				80.00
Total Other Objects				\$80.00
Total 2100 Support Services – Students	\$219,102.48	\$311,506.85	\$82,850.00	\$686,391.70

LEA : 114060503 Antietam SD

Printed 12/20/2022 1:10:16 PM

General Fund (10)

2110 Supervision of Student Services	<u>Elementary</u>	<u>Secondary</u>	<u>Federal</u>	<u>Total</u>
300 <u>Purchased Professional and Technical Services</u>				
340 Technical Services	940.00	940.00		1,880.00
Total Purchased Professional and Technical Services	\$940.00	\$940.00		\$1,880.00
Total 2110 Supervision of Student Services	\$940.00	\$940.00		\$1,880.00

LEA : 114060503 Antietam SD

Printed 12/20/2022 1:10:16 PM

General Fund (10)

2119 Supervision of Student Services – All Other Supervision

300 Purchased Professional and Technical Services

340 Technical Services	940.00	940.00		1,880.00
Total Purchased Professional and Technical Services	\$940.00	\$940.00		\$1,880.00
Total 2119 Supervision of Student Services – All Other Supervision	\$940.00	\$940.00		\$1,880.00

LEA : 114060503 Antietam SD

Printed 12/20/2022 1:10:16 PM

General Fund (10)

2120 Guidance Services

	<u>Elementary</u>	<u>Secondary</u>	<u>Federal</u>	<u>Total</u>
100 <u>Personnel Services – Salaries</u>				
100 Personnel Services – Salaries	97,957.55	150,597.85		248,555.40
Total Personnel Services – Salaries	\$97,957.55	\$150,597.85		\$248,555.40
200 <u>Personnel Services – Employee Benefits</u>				
210 Group Insurance – Contracted Provider	25,118.90	47,857.82		72,976.72
220 Social Security Contributions	7,246.12	10,491.29		17,737.41
230 PSERS Retirement Contributions	34,246.68	51,236.91		85,483.59
Total Personnel Services – Employee Benefits	\$66,611.70	\$109,586.02		\$176,197.72
500 <u>Other Purchased Services</u>				
510 Student Transportation Services		497.07		497.07
Total Other Purchased Services		\$497.07		\$497.07
600 <u>Supplies</u>				
610 General Supplies		1,464.88		1,464.88
650 Supplies & Fees – Technology Related		2,007.75		2,007.75
Total Supplies		\$3,472.63		\$3,472.63
Total 2120 Guidance Services	\$164,569.25	\$264,153.57		\$428,722.82

LEA : 114060503 Antietam SD

Printed 12/20/2022 1:10:16 PM

General Fund (10)

2140 Psychological Services	Elementary	Secondary	Federal	Total
100 Personnel Services – Salaries				
100 Personnel Services – Salaries	121.50	103.50	82,850.00	83,075.00
Total Personnel Services – Salaries	\$121.50	\$103.50	\$82,850.00	\$83,075.00
200 Personnel Services – Employee Benefits				
210 Group Insurance – Contracted Provider	12,925.47	11,010.57		23,936.04
220 Social Security Contributions	3,311.73	2,821.10		6,132.83
230 PSERS Retirement Contributions	15,674.46	13,352.32		29,026.78
Total Personnel Services – Employee Benefits	\$31,911.66	\$27,183.99		\$59,095.65
300 Purchased Professional and Technical Services				
330 Other Professional Services	19,663.97	18,750.79		38,414.76
Total Purchased Professional and Technical Services	\$19,663.97	\$18,750.79		\$38,414.76
600 Supplies				
610 General Supplies	1,896.10	375.00		2,271.10
Total Supplies	\$1,896.10	\$375.00		\$2,271.10
Total 2140 Psychological Services	\$53,593.23	\$46,413.28	\$82,850.00	\$182,856.51

LEA : 114060503 Antietam SD

Printed 12/20/2022 1:10:16 PM

General Fund (10)

2170 Student Accounting Services	<u>Elementary</u>	<u>Secondary</u>	<u>Federal</u>	<u>Total</u>
100 <u>Personnel Services – Salaries</u>				
100 Personnel Services – Salaries				42,248.97
Total Personnel Services – Salaries				\$42,248.97
200 <u>Personnel Services – Employee Benefits</u>				
210 Group Insurance – Contracted Provider				117.14
220 Social Security Contributions				3,231.98
230 PSERS Retirement Contributions				13,364.15
Total Personnel Services – Employee Benefits				\$16,713.27
300 <u>Purchased Professional and Technical Services</u>				
340 Technical Services				13,400.16
Total Purchased Professional and Technical Services				\$13,400.16
500 <u>Other Purchased Services</u>				
580 Travel				489.97
Total Other Purchased Services				\$489.97
800 <u>Other Objects</u>				
810 Dues and Fees				80.00
Total Other Objects				\$80.00
Total 2170 Student Accounting Services				\$72,932.37

LEA : 114060503 Antietam SD

Printed 12/20/2022 1:10:16 PM

General Fund (10)

2200 Support Services – Instructional Staff	Elementary	Secondary	Federal	Total
100 Personnel Services – Salaries				
100 Personnel Services – Salaries	205,952.54	123,844.41		329,796.95
Total Personnel Services – Salaries	\$205,952.54	\$123,844.41		\$329,796.95
200 Personnel Services – Employee Benefits				
210 Group Insurance – Contracted Provider	30,328.35	33,644.00		63,972.35
220 Social Security Contributions	15,460.16	9,183.63		24,643.79
230 PSERS Retirement Contributions	70,572.36	42,806.97		113,379.33
240 Tuition Reimbursement	37,525.00	53,734.00		91,259.00
Total Personnel Services – Employee Benefits	\$153,885.87	\$139,368.60		\$293,254.47
300 Purchased Professional and Technical Services				
322 Professional Educational Services – Ius	947.00			947.00
330 Other Professional Services			22,700.00	22,700.00
360 Employee Training and Development Services	8,375.00	8,975.00		17,350.00
Total Purchased Professional and Technical Services	\$9,322.00	\$8,975.00	\$22,700.00	\$40,997.00
400 Purchased Property Services				
430 Repairs and Maintenance Services	10,801.28	4,537.48		15,338.76
440 Rentals	2,773.69			2,773.69
Total Purchased Property Services	\$13,574.97	\$4,537.48		\$18,112.45
500 Other Purchased Services				
591 Services Purchased Locally		13.50		13.50
Total Other Purchased Services		\$13.50		\$13.50
600 Supplies				
610 General Supplies	2,538.91	912.98	29,434.35	32,886.24
630 Food	108.66	92.57		201.23
640 Books and Periodicals	5,316.62	3,873.65		9,190.27
650 Supplies & Fees – Technology Related	4,890.83	6,521.80		11,412.63
Total Supplies	\$12,855.02	\$11,401.00	\$29,434.35	\$53,690.37
800 Other Objects				
810 Dues and Fees	42.66	36.34		79.00
Total Other Objects	\$42.66	\$36.34		\$79.00
Total 2200 Support Services – Instructional Staff	\$395,633.06	\$288,176.33	\$52,134.35	\$735,943.74

LEA : 114060503 Antietam SD

Printed 12/20/2022 1:10:16 PM

General Fund (10)

2220 Technology Support Services	<u>Elementary</u>	<u>Secondary</u>	<u>Federal</u>	<u>Total</u>
400 <u>Purchased Property Services</u>				
430 Repairs and Maintenance Services	10,801.28	4,537.48		15,338.76
440 Rentals	2,773.69			2,773.69
Total Purchased Property Services	\$13,574.97	\$4,537.48		\$18,112.45
Total 2220 Technology Support Services	\$13,574.97	\$4,537.48		\$18,112.45

LEA : 114060503 Antietam SD

Printed 12/20/2022 1:10:16 PM

General Fund (10)

2250 School Library Services	<u>Elementary</u>	<u>Secondary</u>	<u>Federal</u>	<u>Total</u>
100 <u>Personnel Services – Salaries</u>				
100 Personnel Services – Salaries	84,489.04	20,074.29		104,563.33
Total Personnel Services – Salaries	\$84,489.04	\$20,074.29		\$104,563.33
200 <u>Personnel Services – Employee Benefits</u>				
210 Group Insurance – Contracted Provider	110.64	7,980.57		8,091.21
220 Social Security Contributions	6,445.91	1,491.24		7,937.15
230 PSERS Retirement Contributions	28,133.06	6,549.73		34,682.79
Total Personnel Services – Employee Benefits	\$34,689.61	\$16,021.54		\$50,711.15
600 <u>Supplies</u>				
610 General Supplies	1,979.40	436.36	29,434.35	31,850.11
640 Books and Periodicals	5,316.62	3,873.65		9,190.27
650 Supplies & Fees – Technology Related	4,321.80	6,037.07		10,358.87
Total Supplies	\$11,617.82	\$10,347.08	\$29,434.35	\$51,399.25
Total 2250 School Library Services	\$130,796.47	\$46,442.91	\$29,434.35	\$206,673.73

LEA : 114060503 Antietam SD

Printed 12/20/2022 1:10:16 PM

General Fund (10)

2260 Instruction and Curriculum Development Services	<u>Elementary</u>	<u>Secondary</u>	<u>Federal</u>	<u>Total</u>
100 <u>Personnel Services – Salaries</u>				
100 Personnel Services – Salaries	118,213.50	99,020.12		217,233.62
Total Personnel Services – Salaries	\$118,213.50	\$99,020.12		\$217,233.62
200 <u>Personnel Services – Employee Benefits</u>				
210 Group Insurance – Contracted Provider	30,125.73	25,662.63		55,788.36
220 Social Security Contributions	8,771.78	7,344.21		16,115.99
230 PSERS Retirement Contributions	41,303.76	34,597.59		75,901.35
Total Personnel Services – Employee Benefits	\$80,201.27	\$67,604.43		\$147,805.70
500 <u>Other Purchased Services</u>				
591 Services Purchased Locally		13.50		13.50
Total Other Purchased Services		\$13.50		\$13.50
600 <u>Supplies</u>				
610 General Supplies	559.51	476.62		1,036.13
630 Food	108.66	92.57		201.23
650 Supplies & Fees – Technology Related	569.03	484.73		1,053.76
Total Supplies	\$1,237.20	\$1,053.92		\$2,291.12
800 <u>Other Objects</u>				
810 Dues and Fees	42.66	36.34		79.00
Total Other Objects	\$42.66	\$36.34		\$79.00
Total 2260 Instruction and Curriculum Development Services	\$199,694.63	\$167,728.31		\$367,422.94

LEA : 114060503 Antietam SD

Printed 12/20/2022 1:10:16 PM

General Fund (10)

2270 Instructional Staff Professional Development Services	<u>Elementary</u>	<u>Secondary</u>	<u>Federal</u>	<u>Total</u>
100 <u>Personnel Services – Salaries</u>				
100 Personnel Services – Salaries	3,250.00	4,750.00		8,000.00
Total Personnel Services – Salaries	\$3,250.00	\$4,750.00		\$8,000.00
200 <u>Personnel Services – Employee Benefits</u>				
210 Group Insurance – Contracted Provider	91.98	0.80		92.78
220 Social Security Contributions	242.47	348.18		590.65
230 PSERS Retirement Contributions	1,135.54	1,659.65		2,795.19
240 Tuition Reimbursement	37,525.00	53,734.00		91,259.00
Total Personnel Services – Employee Benefits	\$38,994.99	\$55,742.63		\$94,737.62
300 <u>Purchased Professional and Technical Services</u>				
330 Other Professional Services			22,700.00	22,700.00
360 Employee Training and Development Services	8,375.00	8,975.00		17,350.00
Total Purchased Professional and Technical Services	\$8,375.00	\$8,975.00	\$22,700.00	\$40,050.00
Total 2270 Instructional Staff Professional Development Services	\$50,619.99	\$69,467.63	\$22,700.00	\$142,787.62

LEA : 114060503 Antietam SD

Printed 12/20/2022 1:10:16 PM

General Fund (10)

2280 Nonpublic Support Services	<u>Elementary</u>	<u>Secondary</u>	<u>Federal</u>	<u>Total</u>
300 <u>Purchased Professional and Technical Services</u>				
322 Professional Educational Services – lus	947.00			947.00
Total Purchased Professional and Technical Services	\$947.00			\$947.00
Total 2280 Nonpublic Support Services	\$947.00			\$947.00

LEA : 114060503 Antietam SD

Printed 12/20/2022 1:10:16 PM

General Fund (10)

2300 Support Services – Administration	Elementary	Secondary	Federal	Total
100 Personnel Services – Salaries				
100 Personnel Services – Salaries	389,095.82	317,211.42		873,673.79
Total Personnel Services – Salaries	\$389,095.82	\$317,211.42		\$873,673.79
200 Personnel Services – Employee Benefits				
210 Group Insurance – Contracted Provider	115,303.78	92,056.27		238,849.46
220 Social Security Contributions	28,934.85	23,681.84		65,134.77
230 PSERS Retirement Contributions	131,723.96	111,176.25		298,747.24
299 All Other Employee Benefits	14,594.10	7,990.50		32,059.60
Total Personnel Services – Employee Benefits	\$290,556.69	\$234,904.86		\$634,791.07
300 Purchased Professional and Technical Services				
330 Other Professional Services				115,034.72
340 Technical Services				2,770.00
Total Purchased Professional and Technical Services				\$117,804.72
500 Other Purchased Services				
520 Insurance – General				24,077.75
530 Communications	15,506.06	6,302.86		42,943.36
549 Other Advertising/Public Relations				2,889.34
550 Printing and Binding		2,128.19		5,551.04
580 Travel				1,602.90
599 Other Miscellaneous Purchased Services				500.00
Total Other Purchased Services	\$15,506.06	\$8,431.05		\$77,564.39
600 Supplies				
610 General Supplies	2,826.68	2,252.84		9,333.89
630 Food	1,075.83	203.00		4,377.09
650 Supplies & Fees – Technology Related	5,790.94	2,896.03		12,583.55
Total Supplies	\$9,693.45	\$5,351.87		\$26,294.53
700 Property				
758 Capitalized Technology Software - Original				1,776.66
Total Property				\$1,776.66
800 Other Objects				
810 Dues and Fees	1,329.00	843.00		16,825.51
890 Miscellaneous Expenditures				1,864.89
Total Other Objects	\$1,329.00	\$843.00		\$18,690.40
Total 2300 Support Services – Administration	\$706,181.02	\$566,742.20		\$1,750,595.56

LEA : 114060503 Antietam SD

Printed 12/20/2022 1:10:16 PM

General Fund (10)

2310 Board Services

	<u>Elementary</u>	<u>Secondary</u>	<u>Federal</u>	<u>Total</u>
100 <u>Personnel Services – Salaries</u>				
100 Personnel Services – Salaries				3,212.00
Total Personnel Services – Salaries				\$3,212.00
200 <u>Personnel Services – Employee Benefits</u>				
220 Social Security Contributions				240.38
230 PSERS Retirement Contributions				1,122.28
Total Personnel Services – Employee Benefits				\$1,362.66
300 <u>Purchased Professional and Technical Services</u>				
330 Other Professional Services				33,200.00
Total Purchased Professional and Technical Services				\$33,200.00
500 <u>Other Purchased Services</u>				
520 Insurance – General				12,778.75
549 Other Advertising/Public Relations				2,889.34
580 Travel				185.00
Total Other Purchased Services				\$15,853.09
600 <u>Supplies</u>				
610 General Supplies				198.59
Total Supplies				\$198.59
700 <u>Property</u>				
758 Capitalized Technology Software - Original				1,776.66
Total Property				\$1,776.66
800 <u>Other Objects</u>				
810 Dues and Fees				35.00
Total Other Objects				\$35.00
Total 2310 Board Services				\$55,638.00

LEA : 114060503 Antietam SD

Printed 12/20/2022 1:10:16 PM

General Fund (10)				
2330 Tax Assessment and Collection Services	<u>Elementary</u>	<u>Secondary</u>	<u>Federal</u>	<u>Total</u>
100 <u>Personnel Services – Salaries</u>				
100 Personnel Services – Salaries				280.10
Total Personnel Services – Salaries				\$280.10
200 <u>Personnel Services – Employee Benefits</u>				
220 Social Security Contributions				21.43
Total Personnel Services – Employee Benefits				\$21.43
300 <u>Purchased Professional and Technical Services</u>				
330 Other Professional Services				9,600.00
340 Technical Services				2,770.00
Total Purchased Professional and Technical Services				\$12,370.00
500 <u>Other Purchased Services</u>				
520 Insurance – General				6,074.00
550 Printing and Binding				1,413.85
Total Other Purchased Services				\$7,487.85
800 <u>Other Objects</u>				
810 Dues and Fees				5,101.07
Total Other Objects				\$5,101.07
Total 2330 Tax Assessment and Collection Services				\$25,260.45

LEA : 114060503 Antietam SD

Printed 12/20/2022 1:10:16 PM

General Fund (10)

2350 Legal and Accounting Services	<u>Elementary</u>	<u>Secondary</u>	<u>Federal</u>	<u>Total</u>
300 <u>Purchased Professional and Technical Services</u>				
330 Other Professional Services				71,619.72
Total Purchased Professional and Technical Services				\$71,619.72
Total 2350 Legal and Accounting Services				\$71,619.72

LEA : 114060503 Antietam SD

Printed 12/20/2022 1:10:16 PM

General Fund (10)

2360 Office of the Superintendent / Executive Director Services	<u>Elementary</u>	<u>Secondary</u>	<u>Federal</u>	<u>Total</u>
100 <u>Personnel Services – Salaries</u>				
100 Personnel Services – Salaries				163,874.45
Total Personnel Services – Salaries				\$163,874.45
200 <u>Personnel Services – Employee Benefits</u>				
210 Group Insurance – Contracted Provider				31,489.41
220 Social Security Contributions				12,256.27
230 PSERS Retirement Contributions				54,724.75
299 All Other Employee Benefits				9,475.00
Total Personnel Services – Employee Benefits				\$107,945.43
300 <u>Purchased Professional and Technical Services</u>				
330 Other Professional Services				615.00
Total Purchased Professional and Technical Services				\$615.00
500 <u>Other Purchased Services</u>				
550 Printing and Binding				2,009.00
580 Travel				1,417.90
599 Other Miscellaneous Purchased Services				500.00
Total Other Purchased Services				\$3,926.90
600 <u>Supplies</u>				
610 General Supplies				4,055.78
630 Food				3,098.26
650 Supplies & Fees – Technology Related				3,846.58
Total Supplies				\$11,000.62
800 <u>Other Objects</u>				
810 Dues and Fees				9,517.44
890 Miscellaneous Expenditures				1,864.89
Total Other Objects				\$11,382.33
Total 2360 Office of the Superintendent / Executive Director Services				\$298,744.73

LEA : 114060503 Antietam SD

Printed 12/20/2022 1:10:16 PM

General Fund (10)

2380 Office of the Principal Services	Elementary	Secondary	Federal	Total
100 Personnel Services – Salaries				
100 Personnel Services – Salaries	389,095.82	317,211.42		706,307.24
Total Personnel Services – Salaries	\$389,095.82	\$317,211.42		\$706,307.24
200 Personnel Services – Employee Benefits				
210 Group Insurance – Contracted Provider	115,303.78	92,056.27		207,360.05
220 Social Security Contributions	28,934.85	23,681.84		52,616.69
230 PSERS Retirement Contributions	131,723.96	111,176.25		242,900.21
299 All Other Employee Benefits	14,594.10	7,990.50		22,584.60
Total Personnel Services – Employee Benefits	\$290,556.69	\$234,904.86		\$525,461.55
500 Other Purchased Services				
530 Communications	15,506.06	6,302.86		21,808.92
550 Printing and Binding		2,128.19		2,128.19
Total Other Purchased Services	\$15,506.06	\$8,431.05		\$23,937.11
600 Supplies				
610 General Supplies	2,826.68	2,252.84		5,079.52
630 Food	1,075.83	203.00		1,278.83
650 Supplies & Fees – Technology Related	5,790.94	2,896.03		8,686.97
Total Supplies	\$9,693.45	\$5,351.87		\$15,045.32
800 Other Objects				
810 Dues and Fees	1,329.00	843.00		2,172.00
Total Other Objects	\$1,329.00	\$843.00		\$2,172.00
Total 2380 Office of the Principal Services	\$706,181.02	\$566,742.20		\$1,272,923.22

LEA : 114060503 Antietam SD

Printed 12/20/2022 1:10:16 PM

General Fund (10)

2390 Other Administration Services	<u>Elementary</u>	<u>Secondary</u>	<u>Federal</u>	<u>Total</u>
500 <u>Other Purchased Services</u>				
520 Insurance – General				5,225.00
530 Communications				21,134.44
Total Other Purchased Services				\$26,359.44
600 <u>Supplies</u>				
650 Supplies & Fees – Technology Related				50.00
Total Supplies				\$50.00
Total 2390 Other Administration Services				\$26,409.44

LEA : 114060503 Antietam SD

Printed 12/20/2022 1:10:16 PM

General Fund (10)

2400 Support Services – Pupil Health	<u>Elementary</u>	<u>Secondary</u>	<u>Federal</u>	<u>Total</u>
100 <u>Personnel Services – Salaries</u>				
100 Personnel Services – Salaries				113,820.29
Total Personnel Services – Salaries				\$113,820.29
200 <u>Personnel Services – Employee Benefits</u>				
210 Group Insurance – Contracted Provider				17,502.72
220 Social Security Contributions				8,543.77
230 PSERS Retirement Contributions				38,717.01
Total Personnel Services – Employee Benefits				\$64,763.50
300 <u>Purchased Professional and Technical Services</u>				
329 Professional Educational Services – Other				15,412.95
330 Other Professional Services				295.00
Total Purchased Professional and Technical Services				\$15,707.95
400 <u>Purchased Property Services</u>				
430 Repairs and Maintenance Services				198.00
Total Purchased Property Services				\$198.00
500 <u>Other Purchased Services</u>				
580 Travel				239.42
Total Other Purchased Services				\$239.42
600 <u>Supplies</u>				
610 General Supplies				1,626.22
650 Supplies & Fees – Technology Related				774.75
Total Supplies				\$2,400.97
800 <u>Other Objects</u>				
810 Dues and Fees				130.00
Total Other Objects				\$130.00
Total 2400 Support Services – Pupil Health				\$197,260.13

LEA : 114060503 Antietam SD

Printed 12/20/2022 1:10:16 PM

General Fund (10)				
2420 Medical Services	<u>Elementary</u>	<u>Secondary</u>	<u>Federal</u>	<u>Total</u>
300 <u>Purchased Professional and Technical Services</u>				
330 Other Professional Services				295.00
Total Purchased Professional and Technical Services				\$295.00
Total 2420 Medical Services				\$295.00

LEA : 114060503 Antietam SD

Printed 12/20/2022 1:10:16 PM

General Fund (10)

2440 Nursing Services

	<u>Elementary</u>	<u>Secondary</u>	<u>Federal</u>	<u>Total</u>
100 <u>Personnel Services – Salaries</u>				
100 Personnel Services – Salaries				100,854.04
Total Personnel Services – Salaries				\$100,854.04
200 <u>Personnel Services – Employee Benefits</u>				
210 Group Insurance – Contracted Provider				17,502.72
220 Social Security Contributions				7,551.78
230 PSERS Retirement Contributions				34,186.56
Total Personnel Services – Employee Benefits				\$59,241.06
300 <u>Purchased Professional and Technical Services</u>				
329 Professional Educational Services – Other				15,412.95
Total Purchased Professional and Technical Services				\$15,412.95
400 <u>Purchased Property Services</u>				
430 Repairs and Maintenance Services				198.00
Total Purchased Property Services				\$198.00
500 <u>Other Purchased Services</u>				
580 Travel				239.42
Total Other Purchased Services				\$239.42
600 <u>Supplies</u>				
610 General Supplies				1,626.22
650 Supplies & Fees – Technology Related				774.75
Total Supplies				\$2,400.97
800 <u>Other Objects</u>				
810 Dues and Fees				130.00
Total Other Objects				\$130.00
Total 2440 Nursing Services				\$178,476.44

LEA : 114060503 Antietam SD

Printed 12/20/2022 1:10:16 PM

General Fund (10)

2450 Nonpublic Health Services	<u>Elementary</u>	<u>Secondary</u>	<u>Federal</u>	<u>Total</u>
100 <u>Personnel Services – Salaries</u>				
100 Personnel Services – Salaries				12,966.25
Total Personnel Services – Salaries				\$12,966.25
200 <u>Personnel Services – Employee Benefits</u>				
220 Social Security Contributions				991.99
230 PSERS Retirement Contributions				4,530.45
Total Personnel Services – Employee Benefits				\$5,522.44
Total 2450 Nonpublic Health Services				\$18,488.69

LEA : 114060503 Antietam SD

Printed 12/20/2022 1:10:16 PM

General Fund (10)				
2500 Support Services – Business	Elementary	Secondary	Federal	Total
100 Personnel Services – Salaries				
100 Personnel Services – Salaries				240,581.64
Total Personnel Services – Salaries				\$240,581.64
200 Personnel Services – Employee Benefits				
210 Group Insurance – Contracted Provider				38,082.88
220 Social Security Contributions				17,404.73
230 PSERS Retirement Contributions				82,661.78
Total Personnel Services – Employee Benefits				\$138,149.39
300 Purchased Professional and Technical Services				
330 Other Professional Services				5,500.00
340 Technical Services				2,873.84
390 Other Purchased Professional and Technical Services				21,847.60
Total Purchased Professional and Technical Services				\$30,221.44
400 Purchased Property Services				
440 Rentals				842.79
Total Purchased Property Services				\$842.79
500 Other Purchased Services				
580 Travel				1,088.16
Total Other Purchased Services				\$1,088.16
600 Supplies				
610 General Supplies				3,340.78
640 Books and Periodicals				26.50
650 Supplies & Fees – Technology Related				2,324.24
Total Supplies				\$5,691.52
800 Other Objects				
810 Dues and Fees				4,444.95
890 Miscellaneous Expenditures				700.00
Total Other Objects				\$5,144.95
Total 2500 Support Services – Business				\$421,719.89

LEA : 114060503 Antietam SD

Printed 12/20/2022 1:10:16 PM

General Fund (10)

2510 Fiscal Services	<u>Elementary</u>	<u>Secondary</u>	<u>Federal</u>	<u>Total</u>
100 <u>Personnel Services – Salaries</u>				
100 Personnel Services – Salaries				240,581.64
Total Personnel Services – Salaries				\$240,581.64
200 <u>Personnel Services – Employee Benefits</u>				
210 Group Insurance – Contracted Provider				38,082.88
220 Social Security Contributions				17,404.73
230 PSERS Retirement Contributions				82,661.78
Total Personnel Services – Employee Benefits				\$138,149.39
500 <u>Other Purchased Services</u>				
580 Travel				966.42
Total Other Purchased Services				\$966.42
600 <u>Supplies</u>				
640 Books and Periodicals				26.50
Total Supplies				\$26.50
800 <u>Other Objects</u>				
810 Dues and Fees				509.95
Total Other Objects				\$509.95
Total 2510 Fiscal Services				\$380,233.90

LEA : 114060503 Antietam SD

Printed 12/20/2022 1:10:16 PM

General Fund (10)				
2511 Supervision of Fiscal Services - Head of Component	<u>Elementary</u>	<u>Secondary</u>	<u>Federal</u>	<u>Total</u>
100 <u>Personnel Services – Salaries</u>				
100 Personnel Services – Salaries				133,500.08
Total Personnel Services – Salaries				\$133,500.08
200 <u>Personnel Services – Employee Benefits</u>				
210 Group Insurance – Contracted Provider				1,729.85
220 Social Security Contributions				9,404.28
230 PSERS Retirement Contributions				45,247.40
Total Personnel Services – Employee Benefits				\$56,381.53
500 <u>Other Purchased Services</u>				
580 Travel				589.32
Total Other Purchased Services				\$589.32
800 <u>Other Objects</u>				
810 Dues and Fees				509.95
Total Other Objects				\$509.95
Total 2511 Supervision of Fiscal Services - Head of Component				\$190,980.88

LEA : 114060503 Antietam SD

Printed 12/20/2022 1:10:16 PM

General Fund (10)

2514 Payroll Services

	<u>Elementary</u>	<u>Secondary</u>	<u>Federal</u>	<u>Total</u>
100 <u>Personnel Services – Salaries</u>				
100 Personnel Services – Salaries				31,993.89
Total Personnel Services – Salaries				\$31,993.89
200 <u>Personnel Services – Employee Benefits</u>				
210 Group Insurance – Contracted Provider				9,088.55
220 Social Security Contributions				2,390.87
230 PSERS Retirement Contributions				11,178.80
Total Personnel Services – Employee Benefits				\$22,658.22
Total 2514 Payroll Services				\$54,652.11

LEA : 114060503 Antietam SD

Printed 12/20/2022 1:10:16 PM

General Fund (10)

2519 Other Fiscal Services	<u>Elementary</u>	<u>Secondary</u>	<u>Federal</u>	<u>Total</u>
100 <u>Personnel Services – Salaries</u>				
100 Personnel Services – Salaries				75,087.67
Total Personnel Services – Salaries				\$75,087.67
200 <u>Personnel Services – Employee Benefits</u>				
210 Group Insurance – Contracted Provider				27,264.48
220 Social Security Contributions				5,609.58
230 PSERS Retirement Contributions				26,235.58
Total Personnel Services – Employee Benefits				\$59,109.64
500 <u>Other Purchased Services</u>				
580 Travel				377.10
Total Other Purchased Services				\$377.10
600 <u>Supplies</u>				
640 Books and Periodicals				26.50
Total Supplies				\$26.50
Total 2519 Other Fiscal Services				\$134,600.91

LEA : 114060503 Antietam SD

Printed 12/20/2022 1:10:16 PM

General Fund (10)

2590 Other Support Services – Business	<u>Elementary</u>	<u>Secondary</u>	<u>Federal</u>	<u>Total</u>
300 <u>Purchased Professional and Technical Services</u>				
330 Other Professional Services				5,500.00
340 Technical Services				2,873.84
390 Other Purchased Professional and Technical Services				21,847.60
Total Purchased Professional and Technical Services				\$30,221.44
400 <u>Purchased Property Services</u>				
440 Rentals				842.79
Total Purchased Property Services				\$842.79
500 <u>Other Purchased Services</u>				
580 Travel				121.74
Total Other Purchased Services				\$121.74
600 <u>Supplies</u>				
610 General Supplies				3,340.78
650 Supplies & Fees – Technology Related				2,324.24
Total Supplies				\$5,665.02
800 <u>Other Objects</u>				
810 Dues and Fees				3,935.00
890 Miscellaneous Expenditures				700.00
Total Other Objects				\$4,635.00
Total 2590 Other Support Services – Business				\$41,485.99

LEA : 114060503 Antietam SD

Printed 12/20/2022 1:10:16 PM

General Fund (10)				
2600 Operation and Maintenance of Plant Services	<u>Elementary</u>	<u>Secondary</u>	<u>Federal</u>	<u>Total</u>
100 <u>Personnel Services – Salaries</u>				
100 Personnel Services – Salaries				494,160.27
Total Personnel Services – Salaries				\$494,160.27
200 <u>Personnel Services – Employee Benefits</u>				
210 Group Insurance – Contracted Provider				159,187.59
220 Social Security Contributions				36,727.87
230 PSERS Retirement Contributions				169,881.68
260 Workers' Compensation				6,133.95
299 All Other Employee Benefits				1,000.00
Total Personnel Services – Employee Benefits				\$372,931.09
300 <u>Purchased Professional and Technical Services</u>				
322 Professional Educational Services – lus				5,000.00
329 Professional Educational Services – Other				3,709.30
330 Other Professional Services				1,200.00
350 Security / Safety Services			17,392.12	42,865.03
Total Purchased Professional and Technical Services			\$17,392.12	\$52,774.33
400 <u>Purchased Property Services</u>				
410 Cleaning Services				31,668.30
420 Utility Services				25,644.77
430 Repairs and Maintenance Services				286,808.49
440 Rentals				7,212.65
460 Extermination Services				3,211.20
Total Purchased Property Services				\$354,545.41
500 <u>Other Purchased Services</u>				
523 General Property and Liability Insurance				53,838.00
Total Other Purchased Services				\$53,838.00
600 <u>Supplies</u>				
610 General Supplies	58,948.46	36,105.75		95,054.21
620 Energy				262,200.64
650 Supplies & Fees – Technology Related				1,444.00
Total Supplies	\$58,948.46	\$36,105.75		\$358,698.85
700 <u>Property</u>				
762 Capitalized Equipment - Replacement				13,473.00
Total Property				\$13,473.00
800 <u>Other Objects</u>				
810 Dues and Fees				170.00
Total Other Objects				\$170.00
Total 2600 Operation and Maintenance of Plant Services	\$58,948.46	\$36,105.75	\$17,392.12	\$1,700,590.95

LEA : 114060503 Antietam SD

Printed 12/20/2022 1:10:16 PM

General Fund (10)

2610 Supervision of Operation and Maintenance of Plant Services	<u>Elementary</u>	<u>Secondary</u>	<u>Federal</u>	<u>Total</u>
100 <u>Personnel Services – Salaries</u>				
100 Personnel Services – Salaries				88,059.00
Total Personnel Services – Salaries				\$88,059.00
200 <u>Personnel Services – Employee Benefits</u>				
210 Group Insurance – Contracted Provider				17,422.67
220 Social Security Contributions				6,566.75
230 PSERS Retirement Contributions				30,767.80
299 All Other Employee Benefits				1,000.00
Total Personnel Services – Employee Benefits				\$55,757.22
600 <u>Supplies</u>				
650 Supplies & Fees – Technology Related				219.00
Total Supplies				\$219.00
800 <u>Other Objects</u>				
810 Dues and Fees				120.00
Total Other Objects				\$120.00
Total 2610 Supervision of Operation and Maintenance of Plant Services				\$144,155.22

LEA : 114060503 Antietam SD

Printed 12/20/2022 1:10:16 PM

General Fund (10)

2611 Supervision of Operation and Maintenance of Plant Services – Head of Component	<u>Elementary</u>	<u>Secondary</u>	<u>Federal</u>	<u>Total</u>
100 <u>Personnel Services – Salaries</u>				
100 Personnel Services – Salaries				88,059.00
Total Personnel Services – Salaries				\$88,059.00
200 <u>Personnel Services – Employee Benefits</u>				
210 Group Insurance – Contracted Provider				17,422.67
220 Social Security Contributions				6,566.75
230 PSERS Retirement Contributions				30,767.80
299 All Other Employee Benefits				1,000.00
Total Personnel Services – Employee Benefits				\$55,757.22
600 <u>Supplies</u>				
650 Supplies & Fees – Technology Related				219.00
Total Supplies				\$219.00
800 <u>Other Objects</u>				
810 Dues and Fees				120.00
Total Other Objects				\$120.00
Total 2611 Supervision of Operation and Maintenance of Plant Services – Head of Component				\$144,155.22

LEA : 114060503 Antietam SD

Printed 12/20/2022 1:10:16 PM

General Fund (10)				
2620 Operation of Buildings Services	<u>Elementary</u>	<u>Secondary</u>	<u>Federal</u>	<u>Total</u>
100 <u>Personnel Services – Salaries</u>				
100 Personnel Services – Salaries				406,101.27
Total Personnel Services – Salaries				\$406,101.27
200 <u>Personnel Services – Employee Benefits</u>				
210 Group Insurance – Contracted Provider				141,764.92
220 Social Security Contributions				30,161.12
230 PSERS Retirement Contributions				139,113.88
260 Workers' Compensation				6,133.95
Total Personnel Services – Employee Benefits				\$317,173.87
300 <u>Purchased Professional and Technical Services</u>				
329 Professional Educational Services – Other				3,709.30
330 Other Professional Services				1,200.00
350 Security / Safety Services				4,872.74
Total Purchased Professional and Technical Services				\$9,782.04
400 <u>Purchased Property Services</u>				
410 Cleaning Services				11,083.30
420 Utility Services				25,644.77
430 Repairs and Maintenance Services				283,311.16
460 Extermination Services				3,211.20
Total Purchased Property Services				\$323,250.43
500 <u>Other Purchased Services</u>				
523 General Property and Liability Insurance				53,838.00
Total Other Purchased Services				\$53,838.00
600 <u>Supplies</u>				
610 General Supplies	56,815.71	35,040.52		91,856.23
620 Energy				262,200.64
650 Supplies & Fees – Technology Related				1,225.00
Total Supplies	\$56,815.71	\$35,040.52		\$355,281.87
700 <u>Property</u>				
762 Capitalized Equipment - Replacement				13,473.00
Total Property				\$13,473.00
800 <u>Other Objects</u>				
810 Dues and Fees				50.00
Total Other Objects				\$50.00
Total 2620 Operation of Buildings Services	\$56,815.71	\$35,040.52		\$1,478,950.48

LEA : 114060503 Antietam SD

Printed 12/20/2022 1:10:16 PM

General Fund (10)

2630 Care and Upkeep of Grounds Services	<u>Elementary</u>	<u>Secondary</u>	<u>Federal</u>	<u>Total</u>
400 <u>Purchased Property Services</u>				
410 Cleaning Services				20,585.00
Total Purchased Property Services				\$20,585.00
600 <u>Supplies</u>				
610 General Supplies	2,132.75	1,065.23		3,197.98
Total Supplies	\$2,132.75	\$1,065.23		\$3,197.98
Total 2630 Care and Upkeep of Grounds Services	\$2,132.75	\$1,065.23		\$23,782.98

LEA : 114060503 Antietam SD

Printed 12/20/2022 1:10:16 PM

General Fund (10)

2640 Care and Upkeep of Equipment Services

Elementary

Secondary

Federal

Total

400 Purchased Property Services

430 Repairs and Maintenance Services

1,072.41

440 Rentals 7,212.65

Total Purchased Property Services \$8,285.06

Total 2640 Care and Upkeep of Equipment Services \$8,285.06

LEA : 114060503 Antietam SD

Printed 12/20/2022 1:10:16 PM

General Fund (10)

2650 Vehicle Operation and Maintenance Services (Other Than Student Transportation Vehicles)	<u>Elementary</u>	<u>Secondary</u>	<u>Federal</u>	<u>Total</u>
400 <u>Purchased Property Services</u>				
430 Repairs and Maintenance Services				2,424.92
Total Purchased Property Services				\$2,424.92
Total 2650 Vehicle Operation and Maintenance Services (Other Than Student Transportation Vehicles)				\$2,424.92

LEA : 114060503 Antietam SD

Printed 12/20/2022 1:10:16 PM

General Fund (10)

2660 Safety and Security Services	<u>Elementary</u>	<u>Secondary</u>	<u>Federal</u>	<u>Total</u>
300 <u>Purchased Professional and Technical Services</u>				
322 Professional Educational Services – Ius				5,000.00
350 Security / Safety Services			17,392.12	37,992.29
Total Purchased Professional and Technical Services			\$17,392.12	\$42,992.29
Total 2660 Safety and Security Services			\$17,392.12	\$42,992.29

LEA : 114060503 Antietam SD

Printed 12/20/2022 1:10:16 PM

General Fund (10)

2700 Student Transportation Services	<u>Elementary</u>	<u>Secondary</u>	<u>Federal</u>	<u>Total</u>
100 <u>Personnel Services – Salaries</u>				
100 Personnel Services – Salaries				32,310.81
Total Personnel Services – Salaries				\$32,310.81
200 <u>Personnel Services – Employee Benefits</u>				
210 Group Insurance – Contracted Provider				8,027.79
220 Social Security Contributions				2,412.17
230 PSERS Retirement Contributions				11,280.95
Total Personnel Services – Employee Benefits				\$21,720.91
400 <u>Purchased Property Services</u>				
430 Repairs and Maintenance Services				3,250.00
Total Purchased Property Services				\$3,250.00
500 <u>Other Purchased Services</u>				
513 Contracted Carriers				143,608.09
516 Student Transportation Services From the IU				134,577.98
522 Automotive Liability Insurance				11,951.00
Total Other Purchased Services				\$290,137.07
600 <u>Supplies</u>				
610 General Supplies				516.90
620 Energy				7,441.94
Total Supplies				\$7,958.84
Total 2700 Student Transportation Services				\$355,377.63

LEA : 114060503 Antietam SD

Printed 12/20/2022 1:10:16 PM

General Fund (10)

2710 Supervision of Student Transportation Services	<u>Elementary</u>	<u>Secondary</u>	<u>Federal</u>	<u>Total</u>
100 <u>Personnel Services – Salaries</u>				
100 Personnel Services – Salaries				14,495.18
Total Personnel Services – Salaries				\$14,495.18
200 <u>Personnel Services – Employee Benefits</u>				
210 Group Insurance – Contracted Provider				8,027.79
220 Social Security Contributions				1,049.26
230 PSERS Retirement Contributions				5,064.65
Total Personnel Services – Employee Benefits				\$14,141.70
Total 2710 Supervision of Student Transportation Services				\$28,636.88

LEA : 114060503 Antietam SD

Printed 12/20/2022 1:10:16 PM

General Fund (10)

2719 Supervision of Student Transportation Services – All Other Supervision	<u>Elementary</u>	<u>Secondary</u>	<u>Federal</u>	<u>Total</u>
100 <u>Personnel Services – Salaries</u>				
100 Personnel Services – Salaries				14,495.18
Total Personnel Services – Salaries				\$14,495.18
200 <u>Personnel Services – Employee Benefits</u>				
210 Group Insurance – Contracted Provider				8,027.79
220 Social Security Contributions				1,049.26
230 PSERS Retirement Contributions				5,064.65
Total Personnel Services – Employee Benefits				\$14,141.70
Total 2719 Supervision of Student Transportation Services – All Other Supervision				\$28,636.88

LEA : 114060503 Antietam SD

Printed 12/20/2022 1:10:16 PM

General Fund (10)

2720 Vehicle Operation Services	<u>Elementary</u>	<u>Secondary</u>	<u>Federal</u>	<u>Total</u>
100 <u>Personnel Services – Salaries</u>				
100 Personnel Services – Salaries				5,186.76
Total Personnel Services – Salaries				\$5,186.76
200 <u>Personnel Services – Employee Benefits</u>				
220 Social Security Contributions				396.76
230 PSERS Retirement Contributions				1,812.13
Total Personnel Services – Employee Benefits				\$2,208.89
500 <u>Other Purchased Services</u>				
513 Contracted Carriers				143,608.09
516 Student Transportation Services From the IU				134,577.98
Total Other Purchased Services				\$278,186.07
600 <u>Supplies</u>				
610 General Supplies				477.15
620 Energy				3,839.19
Total Supplies				\$4,316.34
Total 2720 Vehicle Operation Services				\$289,898.06

LEA : 114060503 Antietam SD

Printed 12/20/2022 1:10:16 PM

General Fund (10)

2740 Vehicle Servicing and Maintenance Services

Elementary

Secondary

Federal

Total

500 Other Purchased Services

522 Automotive Liability Insurance

11,951.00

Total Other Purchased Services				\$11,951.00
Total 2740 Vehicle Servicing and Maintenance Services				\$11,951.00

LEA : 114060503 Antietam SD

Printed 12/20/2022 1:10:16 PM

General Fund (10)

2750 Nonpublic Transportation	<u>Elementary</u>	<u>Secondary</u>	<u>Federal</u>	<u>Total</u>
100 <u>Personnel Services – Salaries</u>				
100 Personnel Services – Salaries				12,628.87
Total Personnel Services – Salaries				\$12,628.87
200 <u>Personnel Services – Employee Benefits</u>				
220 Social Security Contributions				966.15
230 PSERS Retirement Contributions				4,404.17
Total Personnel Services – Employee Benefits				\$5,370.32
400 <u>Purchased Property Services</u>				
430 Repairs and Maintenance Services				3,250.00
Total Purchased Property Services				\$3,250.00
600 <u>Supplies</u>				
610 General Supplies				39.75
620 Energy				3,602.75
Total Supplies				\$3,642.50
Total 2750 Nonpublic Transportation				\$24,891.69

LEA : 114060503 Antietam SD

Printed 12/20/2022 1:10:16 PM

General Fund (10)				
2800 Support Services – Central				
	<u>Elementary</u>	<u>Secondary</u>	<u>Federal</u>	<u>Total</u>
100 <u>Personnel Services – Salaries</u>				
100 Personnel Services – Salaries				155,315.63
Total Personnel Services – Salaries				\$155,315.63
200 <u>Personnel Services – Employee Benefits</u>				
210 Group Insurance – Contracted Provider				41,917.91
220 Social Security Contributions				11,533.43
230 PSERS Retirement Contributions				54,267.45
Total Personnel Services – Employee Benefits				\$107,718.79
300 <u>Purchased Professional and Technical Services</u>				
340 Technical Services				22,506.29
360 Employee Training and Development Services				4,058.00
Total Purchased Professional and Technical Services				\$26,564.29
400 <u>Purchased Property Services</u>				
430 Repairs and Maintenance Services				1,845.00
Total Purchased Property Services				\$1,845.00
500 <u>Other Purchased Services</u>				
530 Communications				73,108.35
580 Travel				351.41
Total Other Purchased Services				\$73,459.76
600 <u>Supplies</u>				
610 General Supplies				1,470.40
650 Supplies & Fees – Technology Related				52,354.75
Total Supplies				\$53,825.15
700 <u>Property</u>				
756 Capitalized Technology Equipment – Original				6,120.00
768 Capitalized Technology Software - Replacement				4,418.00
Total Property				\$10,538.00
800 <u>Other Objects</u>				
810 Dues and Fees				100.00
Total Other Objects				\$100.00
Total 2800 Support Services – Central				\$429,366.62

LEA : 114060503 Antietam SD

Printed 12/20/2022 1:10:16 PM

General Fund (10)

2810 Planning, Research, Development and Evaluation Services	<u>Elementary</u>	<u>Secondary</u>	<u>Federal</u>	<u>Total</u>
100 <u>Personnel Services – Salaries</u>				
100 Personnel Services – Salaries				155,315.63
Total Personnel Services – Salaries				\$155,315.63
200 <u>Personnel Services – Employee Benefits</u>				
210 Group Insurance – Contracted Provider				41,917.91
220 Social Security Contributions				11,533.43
230 PSERS Retirement Contributions				54,267.45
Total Personnel Services – Employee Benefits				\$107,718.79
300 <u>Purchased Professional and Technical Services</u>				
340 Technical Services				22,506.29
Total Purchased Professional and Technical Services				\$22,506.29
400 <u>Purchased Property Services</u>				
430 Repairs and Maintenance Services				1,845.00
Total Purchased Property Services				\$1,845.00
500 <u>Other Purchased Services</u>				
530 Communications				73,108.35
580 Travel				351.41
Total Other Purchased Services				\$73,459.76
600 <u>Supplies</u>				
610 General Supplies				1,470.40
650 Supplies & Fees – Technology Related				52,354.75
Total Supplies				\$53,825.15
700 <u>Property</u>				
756 Capitalized Technology Equipment – Original				6,120.00
768 Capitalized Technology Software - Replacement				4,418.00
Total Property				\$10,538.00
800 <u>Other Objects</u>				
810 Dues and Fees				100.00
Total Other Objects				\$100.00
Total 2810 Planning, Research, Development and Evaluation Services				\$425,308.62

LEA : 114060503 Antietam SD

Printed 12/20/2022 1:10:16 PM

General Fund (10)				
2830 Staff Services	<u>Elementary</u>	<u>Secondary</u>	<u>Federal</u>	<u>Total</u>
300 <u>Purchased Professional and Technical Services</u>				
360 Employee Training and Development Services				4,058.00
Total Purchased Professional and Technical Services				\$4,058.00
Total 2830 Staff Services				\$4,058.00

LEA : 114060503 Antietam SD

Printed 12/20/2022 1:10:16 PM

General Fund (10)

2834 Staff Development Services – Non-Instructional, Certified Staff Only	<u>Elementary</u>	<u>Secondary</u>	<u>Federal</u>	<u>Total</u>
300 <u>Purchased Professional and Technical Services</u>				
360 Employee Training and Development Services				2,389.00
Total Purchased Professional and Technical Services				\$2,389.00
Total 2834 Staff Development Services – Non-Instructional, Certified Staff Only				\$2,389.00

LEA : 114060503 Antietam SD

Printed 12/20/2022 1:10:16 PM

General Fund (10)

2836 Staff Development Services – Non-Instructional, Non-Certified Staff Only	<u>Elementary</u>	<u>Secondary</u>	<u>Federal</u>	<u>Total</u>
300 <u>Purchased Professional and Technical Services</u>				
360 Employee Training and Development Services				1,669.00
Total Purchased Professional and Technical Services				\$1,669.00
Total 2836 Staff Development Services – Non-Instructional, Non-Certified Staff Only				\$1,669.00

LEA : 114060503 Antietam SD

Printed 12/20/2022 1:10:16 PM

General Fund (10)

2900 Other Support Services	<u>Elementary</u>	<u>Secondary</u>	<u>Federal</u>	<u>Total</u>
500 <u>Other Purchased Services</u>				
595 IU Payments By Withholding				8,389.83
Total Other Purchased Services				\$8,389.83
800 <u>Other Objects</u>				
890 Miscellaneous Expenditures				(1,960.28)
Total Other Objects				(\$1,960.28)
Total 2900 Other Support Services				\$6,429.55

LEA : 114060503 Antietam SD

Printed 12/20/2022 1:10:16 PM

General Fund (10)

2910 Support Services Not Listed Elsewhere In the 2000 Series	<u>Elementary</u>	<u>Secondary</u>	<u>Federal</u>	<u>Total</u>
500 <u>Other Purchased Services</u>				
595 IU Payments By Withholding				8,389.83
Total Other Purchased Services				\$8,389.83
800 <u>Other Objects</u>				
890 Miscellaneous Expenditures				(1,960.28)
Total Other Objects				(\$1,960.28)
Total 2910 Support Services Not Listed Elsewhere In the 2000 Series				\$6,429.55

LEA : 114060503 Antietam SD

Printed 12/20/2022 1:10:20 PM

General Fund (10)	
3000 Operation of Non-Instructional Services	<u>Total</u>
100 <u>Personnel Services – Salaries</u>	
100 Personnel Services – Salaries	188,467.62
Total Personnel Services – Salaries	\$188,467.62
200 <u>Personnel Services – Employee Benefits</u>	
210 Group Insurance – Contracted Provider	(20.98)
220 Social Security Contributions	14,274.78
230 PSERS Retirement Contributions	46,561.88
Total Personnel Services – Employee Benefits	\$60,815.68
300 <u>Purchased Professional and Technical Services</u>	
330 Other Professional Services	42,500.00
350 Security / Safety Services	2,551.25
390 Other Purchased Professional and Technical Services	26,352.76
Total Purchased Professional and Technical Services	\$71,404.01
500 <u>Other Purchased Services</u>	
510 Student Transportation Services	36,376.64
580 Travel	63.18
592 Services Purchased From Another LEA Within the State	33,783.00
Total Other Purchased Services	\$70,222.82
600 <u>Supplies</u>	
610 General Supplies	23,579.01
630 Food	103.85
650 Supplies & Fees – Technology Related	5,350.00
Total Supplies	\$29,032.86
700 <u>Property</u>	
762 Capitalized Equipment - Replacement	8,280.00
Total Property	\$8,280.00
800 <u>Other Objects</u>	
810 Dues and Fees	7,504.00
Total Other Objects	\$7,504.00
Total 3000 Operation of Non-Instructional Services	\$435,726.99

LEA : 114060503 Antietam SD

Printed 12/20/2022 1:10:20 PM

General Fund (10)				
3200 Student Activities	<u>Elementary</u>	<u>Secondary</u>	<u>Federal</u>	<u>Total</u>
100 <u>Personnel Services – Salaries</u>				
100 Personnel Services – Salaries				188,467.62
Total Personnel Services – Salaries				\$188,467.62
200 <u>Personnel Services – Employee Benefits</u>				
210 Group Insurance – Contracted Provider				(20.98)
220 Social Security Contributions				14,274.78
230 PSERS Retirement Contributions				46,561.88
Total Personnel Services – Employee Benefits				\$60,815.68
300 <u>Purchased Professional and Technical Services</u>				
330 Other Professional Services				42,500.00
350 Security / Safety Services				2,551.25
390 Other Purchased Professional and Technical Services				20,352.76
Total Purchased Professional and Technical Services				\$65,404.01
500 <u>Other Purchased Services</u>				
510 Student Transportation Services				36,376.64
580 Travel				63.18
592 Services Purchased From Another LEA Within the State				33,783.00
Total Other Purchased Services				\$70,222.82
600 <u>Supplies</u>				
610 General Supplies				21,744.20
630 Food				103.85
650 Supplies & Fees – Technology Related				5,350.00
Total Supplies				\$27,198.05
700 <u>Property</u>				
762 Capitalized Equipment - Replacement				8,280.00
Total Property				\$8,280.00
800 <u>Other Objects</u>				
810 Dues and Fees				7,504.00
Total Other Objects				\$7,504.00
Total 3200 Student Activities				\$427,892.18

LEA : 114060503 Antietam SD

Printed 12/20/2022 1:10:20 PM

General Fund (10)

3300 Community Services	<u>Elementary</u>	<u>Secondary</u>	<u>Federal</u>	<u>Total</u>
300 <u>Purchased Professional and Technical Services</u>				
390 Other Purchased Professional and Technical Services				6,000.00
Total Purchased Professional and Technical Services				\$6,000.00
600 <u>Supplies</u>				
610 General Supplies			1,100.00	1,834.81
Total Supplies			\$1,100.00	\$1,834.81
Total 3300 Community Services			\$1,100.00	\$7,834.81

LEA : 114060503 Antietam SD

Printed 12/20/2022 1:10:25 PM

General Fund (10)

4000 Facilities Acquisition, Construction and Improvement Services	<u>Total</u>
300 <u>Purchased Professional and Technical Services</u>	
330 Other Professional Services	32,500.00
Total Purchased Professional and Technical Services	\$32,500.00
Total 4000 Facilities Acquisition, Construction and Improvement Services	\$32,500.00

LEA : 114060503 Antietam SD

Printed 12/20/2022 1:10:25 PM

General Fund (10)

4600 Existing Building Improvement Services	<u>Elementary</u>	<u>Secondary</u>	<u>Federal</u>	<u>Total</u>
300 <u>Purchased Professional and Technical Services</u>				
330 Other Professional Services			32,500.00	32,500.00
Total Purchased Professional and Technical Services			\$32,500.00	\$32,500.00
Total 4600 Existing Building Improvement Services			\$32,500.00	\$32,500.00

LEA : 114060503 Antietam SD

Printed 12/20/2022 1:10:34 PM

General Fund (10)	
5000 Other Expenditures and Financing Uses	<u>Total</u>
800 <u>Other Objects</u>	
830 Interest	546,214.73
880 Refunds of Prior Years' Receipts	408.55
Total Other Objects	\$546,623.28
900 <u>Other Uses of Funds</u>	
910 Redemption of Principal	1,175,607.33
Total Other Uses of Funds	\$1,175,607.33
Total 5000 Other Expenditures and Financing Uses	\$1,722,230.61

LEA : 114060503 Antietam SD

Printed 12/20/2022 1:10:34 PM

General Fund (10)

5100 Debt Service / Other Expenditures and Financing Uses	<u>Elementary</u>	<u>Secondary</u>	<u>Federal</u>	<u>Total</u>
800 <u>Other Objects</u>				
830 Interest				546,214.73
880 Refunds of Prior Years' Receipts				408.55
Total Other Objects				\$546,623.28
900 <u>Other Uses of Funds</u>				
910 Redemption of Principal				1,175,607.33
Total Other Uses of Funds				\$1,175,607.33
Total 5100 Debt Service / Other Expenditures and Financing Uses				\$1,722,230.61

LEA : 114060503 Antietam SD

Printed 12/20/2022 1:10:34 PM

General Fund (10)				
5110 Debt Service	<u>Elementary</u>	<u>Secondary</u>	<u>Federal</u>	<u>Total</u>
800 <u>Other Objects</u>				
830 Interest				544,217.76
Total Other Objects				\$544,217.76
900 <u>Other Uses of Funds</u>				
910 Redemption of Principal				1,163,048.30
Total Other Uses of Funds				\$1,163,048.30
Total 5110 Debt Service				\$1,707,266.06

LEA : 114060503 Antietam SD

Printed 12/20/2022 1:10:34 PM

General Fund (10)

5130 Refund of Prior Year Revenues / Receipts	<u>Elementary</u>	<u>Secondary</u>	<u>Federal</u>	<u>Total</u>
800 <u>Other Objects</u>				
880 Refunds of Prior Years' Receipts				408.55
Total Other Objects				\$408.55
Total 5130 Refund of Prior Year Revenues / Receipts				\$408.55

LEA : 114060503 Antietam SD

Printed 12/20/2022 1:10:34 PM

General Fund (10)

5140 Leases	<u>Elementary</u>	<u>Secondary</u>	<u>Federal</u>	<u>Total</u>
800 <u>Other Objects</u>				
830 Interest				1,996.97
Total Other Objects				\$1,996.97
900 <u>Other Uses of Funds</u>				
910 Redemption of Principal				12,559.03
Total Other Uses of Funds				\$12,559.03
Total 5140 Leases				\$14,556.00

LEA : 114060503 Antietam SD

Printed 12/20/2022 1:10:21 PM

Student Sponsored Activity Fund (21)

3200 Student Activities	<u>Elementary</u>	<u>Secondary</u>	<u>Federal</u>	<u>Total</u>
300 <u>Purchased Professional and Technical Services</u>				
390 Other Purchased Professional and Technical Services				99,231.86
Total Purchased Professional and Technical Services				\$99,231.86
Total 3200 Student Activities				\$99,231.86

LEA : 114060503 Antietam SD

Printed 12/20/2022 1:10:23 PM

Public Purpose (Expendable) Trust Fund (27)

3000 Operation of Non-Instructional Services

Total

800 Other Objects

890 Miscellaneous Expenditures

1,900.00

Total Other Objects

\$1,900.00

Total 3000 Operation of Non-Instructional Services

\$1,900.00

LEA : 114060503 Antietam SD

Printed 12/20/2022 1:10:23 PM

Public Purpose (Expendable) Trust Fund (27)

3200 Student Activities	<u>Elementary</u>	<u>Secondary</u>	<u>Federal</u>	<u>Total</u>
800 <u>Other Objects</u>				
890 Miscellaneous Expenditures				1,900.00
Total Other Objects				\$1,900.00
Total 3200 Student Activities				\$1,900.00

LEA : 114060503 Antietam SD

Printed 12/20/2022 1:10:26 PM

Capital Reserve Fund - § 1431 (32)

4000 Facilities Acquisition, Construction and Improvement Services

Total

400 Purchased Property Services

490 Other Purchased Property Services

209.11

Total Purchased Property Services	\$209.11
Total 4000 Facilities Acquisition, Construction and Improvement Services	\$209.11

LEA : 114060503 Antietam SD

Printed 12/20/2022 1:10:26 PM

Capital Reserve Fund - § 1431 (32)				
4600 Existing Building Improvement Services	<u>Elementary</u>	<u>Secondary</u>	<u>Federal</u>	<u>Total</u>
400 <u>Purchased Property Services</u>				
490 Other Purchased Property Services				209.11
Total Purchased Property Services				\$209.11
Total 4600 Existing Building Improvement Services				\$209.11

LEA : 114060503 Antietam SD

Printed 12/20/2022 1:10:32 PM

Other Capital Projects Fund (39)

4000 Facilities Acquisition, Construction and Improvement Services

Total

300 Purchased Professional and Technical Services

330 Other Professional Services	136,955.02
---------------------------------	------------

Total Purchased Professional and Technical Services	\$136,955.02
---	--------------

Total 4000 Facilities Acquisition, Construction and Improvement Services	\$136,955.02
--	--------------

LEA : 114060503 Antietam SD

Printed 12/20/2022 1:10:32 PM

Other Capital Projects Fund (39)

4600 Existing Building Improvement Services

Elementary

Secondary

Federal

Total

300 Purchased Professional and Technical Services

330 Other Professional Services

136,955.02

Total Purchased Professional and Technical Services				\$136,955.02
Total 4600 Existing Building Improvement Services				\$136,955.02

LEA : 114060503 Antietam SD

Printed 12/20/2022 1:10:36 PM

	<u>General Fund(10)</u>	<u>Student Sponsored Activity Fund(21)</u>	<u>Public Purpose Trust(27)</u>	<u>Other Compt Approved (28)</u>	<u>Athletic / Activity(29)</u>
1000 <u>Instruction</u>					
1100 Regular Programs - Elementary / Secondary	8,269,467.71				
1200 Special Programs - Elementary / Secondary	3,706,570.00				
1300 Vocational Education	410,007.28				
1400 Other Instructional Programs - Elementary / Secondary	15,128.98				
1500 Nonpublic School Programs	16,364.24				
Total Instruction	\$12,417,538.21				
2000 <u>Support Services</u>					
2100 Support Services - Students	686,391.70				
2200 Support Services - Instructional Staff	735,943.74				
2300 Support Services - Administration	1,750,595.56				
2400 Support Services - Pupil Health	197,260.13				
2500 Support Services - Business	421,719.89				
2600 Operation and Maintenance of Plant Services	1,700,590.95				
2700 Student Transportation Services	355,377.63				
2800 Support Services - Central	429,366.62				
2900 Other Support Services	6,429.55				
Total Support Services	\$6,283,675.77				
3000 <u>Operation of Non-Instructional Services</u>					
3200 Student Activities	427,892.18	99,231.86	1,900.00		
3300 Community Services	7,834.81				
Total Operation of Non-Instructional Services	\$435,726.99	\$99,231.86	\$1,900.00		
4000 <u>Facilities Acquisition, Construction and Improvement Services</u>					
4600 Existing Building Improvement Services	32,500.00				
Total Facilities Acquisition, Construction and Improvement	\$32,500.00				
5000 <u>Other Expenditures and Financing Uses</u>					
5100 Debt Service / Other Expenditures and Financing Uses	1,722,230.61				
Total Other Expenditures and Financing Uses	\$1,722,230.61				
TOTAL ACTUAL EXPENDITURES & OTHER FINANCING USES	\$20,891,671.58	\$99,231.86	\$1,900.00		

LEA : 114060503 Antietam SD

Printed 12/20/2022 1:10:36 PM

	<u>Capital Reserve (690.1850)(31)</u>	<u>Capital Reserve (1431)(32)</u>	<u>Other Capital Projects Fund(39)</u>	<u>Debt Service(40)</u>	<u>Permanent(90)</u>
1000 <u>Instruction</u>					
1100 Regular Programs - Elementary / Secondary					
1200 Special Programs - Elementary / Secondary					
1300 Vocational Education					
1400 Other Instructional Programs - Elementary / Secondary					
1500 Nonpublic School Programs					
Total Instruction					
2000 <u>Support Services</u>					
2100 Support Services - Students					
2200 Support Services - Instructional Staff					
2300 Support Services - Administration					
2400 Support Services - Pupil Health					
2500 Support Services - Business					
2600 Operation and Maintenance of Plant Services					
2700 Student Transportation Services					
2800 Support Services - Central					
2900 Other Support Services					
Total Support Services					
3000 <u>Operation of Non-Instructional Services</u>					
3200 Student Activities					
3300 Community Services					
Total Operation of Non-Instructional Services					
4000 <u>Facilities Acquisition, Construction and Improvement Services</u>					
4600 Existing Building Improvement Services		209.11	136,955.02		
Total Facilities Acquisition, Construction and Improvement		\$209.11	\$136,955.02		
5000 <u>Other Expenditures and Financing Uses</u>					
5100 Debt Service / Other Expenditures and Financing Uses					
Total Other Expenditures and Financing Uses					
TOTAL ACTUAL EXPENDITURES & OTHER FINANCING USES		\$209.11	\$136,955.02		

LEA : 114060503 Antietam SD

Printed 12/20/2022 1:10:36 PM

	<u>Total</u>
1000 <u>Instruction</u>	
1100 Regular Programs - Elementary / Secondary	8,269,467.71
1200 Special Programs - Elementary / Secondary	3,706,570.00
1300 Vocational Education	410,007.28
1400 Other Instructional Programs - Elementary / Secondary	15,128.98
1500 Nonpublic School Programs	16,364.24
Total Instruction	\$12,417,538.21
2000 <u>Support Services</u>	
2100 Support Services - Students	686,391.70
2200 Support Services - Instructional Staff	735,943.74
2300 Support Services - Administration	1,750,595.56
2400 Support Services - Pupil Health	197,260.13
2500 Support Services - Business	421,719.89
2600 Operation and Maintenance of Plant Services	1,700,590.95
2700 Student Transportation Services	355,377.63
2800 Support Services - Central	429,366.62
2900 Other Support Services	6,429.55
Total Support Services	\$6,283,675.77
3000 <u>Operation of Non-Instructional Services</u>	
3200 Student Activities	529,024.04
3300 Community Services	7,834.81
Total Operation of Non-Instructional Services	\$536,858.85
4000 <u>Facilities Acquisition, Construction and Improvement Services</u>	
4600 Existing Building Improvement Services	169,664.13
Total Facilities Acquisition, Construction and Improvement	\$169,664.13
5000 <u>Other Expenditures and Financing Uses</u>	
5100 Debt Service / Other Expenditures and Financing Uses	1,722,230.61
Total Other Expenditures and Financing Uses	\$1,722,230.61
TOTAL ACTUAL EXPENDITURES & OTHER FINANCING USES	\$21,129,967.57

LEA : 114060503 Antietam SD

Printed 12/20/2022 1:10:45 PM

PSERS Salary Data (Salary Data should relate to the General Fund only)

Amount	Description	Amount
	Total Salary Base for salaries subject to PSERS withholding	7,962,600.08
	Total Federally Funded salaries subject to PSERS withholding	471,026.60

Title I Expenditure Data

Amount	Description	Amount
	Expenditures Funded with Current Title I Funds	290,328.00
	Expenditures Funded with Carry over Title I Funds	
Total Title I Expenditure Data		\$290,328.00

Title IV Revenue Data

Amount	Description	Amount
	Revenue from Title IV-A-1: Student Support and Academic Enrichment Grants	24,794.00
	Revenue from Title IV-B: 21st Century Community Learning Centers	

Title V Revenue Data

Amount	Description	Amount
	Revenue from Title V-B-2: Rural and Low-Income School Programs	
	Revenue from Title V-B-1: Small Rural School Achievement (Directly from the Federal Govt)	

LEA : 114060503 Antietam SD

1 . <u>Current Special Education Expenditures within Function 1000.\r\nSee list of exclusions in the note below.</u>	3,024,947.92
2 . <u>Current Special Education Expenditures within Function 2000.\r\nSee list of exclusions in the note below.</u>	589,658.24
3 . <u>Current Special Education Expenditures within Sub-Function 2100.\r\nThis data should also be included in line 2 above.\r\nSee list of exclusions in the note below.</u>	200,605.16
4 . <u>Current Special Education Expenditures within Sub-Function 2200.\r\nThis data should also be included in line 2 above.\r\nSee list of exclusions in the note below.</u>	364,518.43
5 . <u>Current Special Education Expenditures within Sub-Function 2700.\r\nThis data should also be included in line 2 above.\r\nSee list of exclusions in the note below.</u>	7,395.65
6 . <u>Current Special Education Expenditures within Sub-Function 3100.\r\nSee list of exclusions in the note below.</u>	
7 . <u>Current Special Education Expenditures within Sub-Function 3200.\r\nSee list of exclusions in the note below.</u>	

Note: The Current Special Education Expenditure amounts for each line should be calculated as follows:

- * Include the total expenditures for special education costs from all funds for the function/sub-function requested
- * Exclude data from sub-functions: 1243,1450,1500,1600,1807,2280,2450,2750,2990
- * Exclude data from objects: 322,511,512,516,561,562,564,566,592,593,594,595,596,597,700,830,899

Benefits for Staff Relative to Collective Bargaining Agreements

	OBJECT	COVERED	NOT COVERED	TOTAL
10 General Fund	No Self Insurance data to report			
	211 Medical Insurance	1,215,974.08	555,364.68	1,771,338.76
	212 Dental Insurance	35,451.74	28,211.50	63,663.24
	215 Eye Care Insurance	7,734.56	3,574.25	11,308.81
	216 Prescription Insurance			
	271 Self-Insurance Medical Benefits			
	272 Self-Insurance Dental Benefits			
	275 Self-Insurance Eye Care Benefits			
	276 Self-Insurance Prescription Benefits			
	FUND TOTAL	\$1,259,160.38	\$587,150.43	\$1,846,310.81
50 Enterprise Fund	No Self Insurance data to report			
	211 Medical Insurance			
	212 Dental Insurance			
	215 Eye Care Insurance			
	216 Prescription Insurance			
	271 Self-Insurance Medical Benefits			
	272 Self-Insurance Dental Benefits			
	275 Self-Insurance Eye Care Benefits			
	276 Self-Insurance Prescription Benefits			
	FUND TOTAL			
60 Internal Service Fund	No Self Insurance data to report			
	211 Medical Insurance			
	212 Dental Insurance			
	215 Eye Care Insurance			
	216 Prescription Insurance			
	271 Self-Insurance Medical Benefits			
	272 Self-Insurance Dental Benefits			
	275 Self-Insurance Eye Care Benefits			
	276 Self-Insurance Prescription Benefits			
	FUND TOTAL			
Total of All Funds		\$1,259,160.38	\$587,150.43	\$1,846,310.81

LEA : 114060503 Antietam SD

Printed 12/20/2022 1:10:50 PM

Function	Special Education (Prior Year)	Nonspecial Education (Prior Year)	Total (Prior Year)	Special Education (Current Year)	Nonspecial Education (Current Year)	Total (Current Year)
2120 Guidance Services	100,381.10	245,760.66	346,141.76	115,755.16	312,967.66	428,722.82
2140 Psychological Services	81,900.00	75,165.34	157,065.34	84,850.00	98,006.51	182,856.51
2150 Speech Pathology and Audiology Services						
2160 Social Work Services						
2260 Instruction and Curriculum Development Services	252,691.11	96,111.22	348,802.33	364,518.43	2,904.51	367,422.94
2350 Legal and Accounting Services	13,182.90	31,011.50	44,194.40	17,139.00	54,480.72	71,619.72
2420 Medical Services		99.00	99.00		295.00	295.00
2440 Nursing Services	46,180.62	113,062.91	159,243.53	48,188.64	130,287.80	178,476.44
2700 Student Transportation Services	134,483.20	93,454.44	227,937.64	199,592.63	155,785.00	355,377.63
Total	\$628,818.93	\$654,665.07	\$1,283,484.00	\$830,043.86	\$754,727.20	\$1,584,771.06

LEA : 114060503 Antietam SD

Printed 12/20/2022 1:10:52 PM

(PRINCIPAL AMOUNTS ONLY)

GOVERNMENTAL FUNDS/ ACTIVITIES

	Short-Term Borrowing	General Obligation Bonds/Notes	Authority Building Obligations	OLTD, Ext Term Fin, Leases	Other Post- Employment Benefits (OPEB)	Compensated Absences	Net Pension Liability	Total
1. Debt at Beginning of Fiscal Year		20,350,000.00		296,092.42	2,456,492.00	263,084.00	26,441,000.00	49,806,668.42
2. Additional Debt Incurred During Year					78,426.00	161,925.00		240,351.00
3. Retirements and Repayments		1,090,000.00		191,889.02	130,236.00	182,790.00	5,338,000.00	6,932,915.02
4. Debt at End of Fiscal Year		19,260,000.00		104,203.40	2,404,682.00	242,219.00	21,103,000.00	43,114,104.40
5. Accreted Interest at End Of Fiscal Year								
6. Total Debt and Accreted Interest		19,260,000.00		104,203.40	2,404,682.00	242,219.00	21,103,000.00	43,114,104.40
7. Current Portion P&I - Due within 1 year		1,630,556.80		89,794.31				1,720,351.11
8. Interest Paid during current fiscal year		540,582.20		8,572.62				549,154.82

(PRINCIPAL AMOUNTS ONLY)

PROPRIETARY FUNDS

1. Debt at Beginning of Fiscal Year
2. Additional Debt Incurred During Year
3. Retirements and Repayments
4. Debt at End of Fiscal Year
5. Accreted Interest at End Of Fiscal Year
6. Total Debt and Accreted Interest
7. Current Portion P&I - Due within 1 year
8. Interest Paid during current fiscal year

LEA : 114060503 Antietam SD

Total Principal and Interest Payments Made by Your School - All Funds

Function	Fund		Principal (910)	Principal (920)	Interest (830)	Total (Principal +Interest)	Misc Other Uses (990)
5110	10	General Fund	1,163,048.30		544,217.76	1,707,266.06	
5110	20	Special Revenue Funds					
5110	30	Capital Projects Funds					
5110	40	Debt Service Fund					
5110	90	Permanent Fund					
5120	10	General Fund					
5120	20	Special Revenue Funds					
5120	30	Capital Projects Funds					
5120	40	Debt Service Fund					
5140	10	General Fund	12,559.03		1,996.97	14,556.00	
5140	20	Special Revenue Funds					
5140	30	Capital Projects Funds					
5140	40	Debt Service Fund					
5140	90	Permanent Fund					
Total Debt Payments - Governmental Funds			\$1,175,607.33		\$546,214.73	\$1,721,822.06	

Function	Fund		Principal (910)	Principal (920)	Interest (830)	Total (Principal +Interest)
5110	50	Enterprise Fund				
5110	60	Internal Service Fund				
5120	50	Enterprise Fund				
5120	60	Internal Service Fund				
5140	50	Enterprise Fund				
5140	60	Internal Service Fund				

Total Debt Payments - Proprietary Funds		
---	--	--

LEA : 114060503 Antietam SD

Printed 12/20/2022 1:10:52 PM

Debt Details
Governmental Funds/ Activities

Debt Category	Debt Issue Date (MM/YYYY)	Principal Amounts Only				Current Portion Due Within One Year (Principal and Interest)	Interest Paid During Fiscal Year
		Debt at Beginning of Fiscal Year	Additions	Reductions / Repayments	Debt at End of Fiscal Year		
General Obligation Bonds/Notes – CIB	03/2021	11,195,000.00		320,000.00	10,875,000.00	572,831.80	250,317.20
General Obligation Bonds/Notes – CIB	07/2020	8,860,000.00		475,000.00	8,385,000.00	1,057,725.00	286,725.00
General Obligation Bonds/Notes – CIB	05/2012	295,000.00		295,000.00			3,540.00
Extended Term Financing Agreements		253,465.00		178,619.54	74,845.46	76,685.84	6,575.65
Compensated Absences		263,084.00	161,925.00	182,790.00	242,219.00		
Other Post-Employment Benefits (OPEB)		2,456,492.00	78,426.00	130,236.00	2,404,682.00		
Net Pension Liability		26,441,000.00		5,338,000.00	21,103,000.00		
Leases		42,627.42		13,269.48	29,357.94	13,108.47	1,996.97
Totals for Debt Entered:		\$49,806,668.42	\$240,351.00	\$6,932,915.02	\$43,114,104.40	\$1,720,351.11	\$549,154.82

LEA : 114060503 Antietam SD

General Fund (10)

Section 1: Tuition/Purchased Services as Reported within Expenditure Detail	Amount
Tuition Reported in General Fund Expenditures 1000-560	2,159,077.99
Purchased Services in General Fund Expenditures 1000-594 and 1000-597	
Section 1 Total	\$2,159,077.99

Section 2: Tuition Paid to Institution Types During Fiscal Year	Tuition Paid For Nonspecial Education	Tuition Paid For Special Education	Total
1 1306 Institutions			
2 Institutionalized Children's Programs			
3 Juveniles Incarcerated in Adult Facilities		12,558.12	12,558.12
4 Residential Treatment Facilities			
5 Other Local Education Agencies		106,070.45	106,070.45
6 Brick and Mortar Charter Schools			
7 Cyber Charter Schools	439,702.28	418,059.66	857,761.94
8 Career and Technology Centers	345,495.00	64,512.28	410,007.28
9 Approved Private Schools		23,409.93	23,409.93
10 PA Chartered Schools for the Deaf and Blind			
11 Private Residential Rehabilitative Institutions	21,354.65		21,354.65
12 Juvenile Detention Centers			
13 Special Program Jointures			
14 Other Tuition Not Included Elsewhere In This Section		727,915.62	727,915.62
Section 2 Total	\$806,551.93	\$1,352,526.06	\$2,159,077.99

LEA : 114060503 Antietam SD

Printed 12/20/2022 1:10:55 PM

Fund	School	School Number	Local Personnel	Local Nonpersonnel	State Personnel	State Nonpersonnel	Federal Personnel	Federal Nonpersonnel	Total	Explanation
10										
	Antietam MS/HS	820	3,542,401.72	701,509.25	2,264,814.21	448,505.91	48,161.79	153,641.06	7,159,033.94	
	Mt Penn El Sch	5205	2,999,615.42	733,682.96	1,917,786.91	469,075.99	321,846.35	337,465.79	6,779,473.42	
	Mt Penn Primary Ctr	8482	1,079,367.54	284,434.08	857,219.44	181,851.30	207,424.44	197,779.76	2,808,076.56	
Total			7,621,384.68	1,719,626.29	5,039,820.56	1,099,433.20	577,432.58	688,886.61	16,746,583.92	